

## ACADIA HEALTHCARE CORP INC.

ISIN: **US00404A1097** WKN: **00404A109**

## Overview

2024/04/19 21:51:52

Price

65.00 EUR

Difference  -0.76% (-0.50)

## General attributes

ISIN	US00404A1097
Symbol	ACHC
Exchange	Stuttgart
Currency	EUR
Sector	-
Security type	Stock
Market cap (m)	6,093 EUR
Benchmark	S&P 500

## Market data

Bid (Bid size)	- (0)
Ask (Ask size)	- (0)
Open	65.50 EUR
High	65.50 EUR
Low	65.00 EUR
Close (prev. day)	65.50 EUR
VWAP	-
Volume (pcs)	0
Trading volume	0.00
Number of trades	10
Last size	0

## Futures and Options

Related Futures	-
Related Options	-

5Y













Information about previous performance does not guarantee future performance.

Source: FactSet

## Recent research

on market

Date	Headline	Download
2024/04/03	 Global Equity Ratings	
2024/03/26	 Global Strategy 2Q 2024	
2024/03/13	 Global Equity Ratings	
2024/02/22	 Global Equity Ratings	
2024/02/14	 Global Equity Ratings	

## Details

2024/04/19 21:51:52

## Price

65.00 EUR

Difference ▼ -0.76% (-0.50)

## General attributes

ISIN	US00404A1097
Symbol	ACHC
Exchange	Stuttgart
Currency	EUR
Sector	-
Security type	Stock
Market cap (m)	6,093 EUR
Benchmark	S&P 500

## Market data

Bid (Bid size)	- (0)
Ask (Ask size)	- (0)
Open	65.50 EUR
High	65.50 EUR
Low	65.00 EUR
Close (prev. day)	65.50 EUR
VWAP	-
Volume (pcs)	0
Trading volume	0.00
Number of trades	10
Last size	0

## Performance and Risk

	6m	1Y	3Y
Perf (%)	-10.34%	-5.11%	+26.21%
Perf (abs.)	-7.50	-3.50	+13.50
Beta	0.91	0.84	0.92
Volatility	24.32	27.10	30.79

5Y



Information about previous performance does not guarantee future performance.  
Source: FactSet

## Price data

Ø price 5 days   Ø volume 5 days (pcs.)	66.10 EUR (0)
Ø price 30 days   Ø volume 30 days (pcs.)	70.28 EUR (0)
Ø price 100 days   Ø volume 100 days (pcs.)	72.59 EUR (0)
Ø price 250 days   Ø volume 250 days (pcs.)	69.49 EUR (0)
YTD High   date	80.50 EUR (2024/02/28)
YTD Low   date	65.00 EUR (2024/04/19)
52 Weeks High   date	80.50 EUR (2024/02/28)
52 Weeks Low   date	61.00 EUR (2023/05/03)

## All listings for ACADIA HEALTHCARE CORP INC.

Exchange	Date	Time	Price	Trading volume (mio.)	Number of trades
Stuttgart	2024/04/19	21:51	65.00 EUR	0.00	10
Nasdaq	2024/04/19	22:00	70.16 USD	27.99	8,306
Munich	2024/04/19	08:09	66.50 EUR	0.00	1
Frankfurt	2024/04/19	08:01	65.50 EUR	0.00	1
Duesseldorf	2024/04/19	19:32	65.00 EUR	0.00	5
Berlin	2024/04/19	20:30	66.00 EUR	0.00	17

## Company profile

### Company Logo



### Company Profile

-

### Contact Details

ACADIA HEALTHCARE CO. INC.

--

----

Telefon: -

Fax: -

E-mail: -