

CHINA CONSTRUCTION BANK CORP HONG KONG

ISIN: CNE1000002H1 WKN: -

Overview

2023/05/29 13:10:35

Price
0.605 EURDifference  -0.17% (-0.00)

General attributes

ISIN	CNE1000002H1
Symbol	939
Exchange	Tradegate
Currency	EUR
Sector	Financial
Security type	Stock
Market cap (m)	146,583 EUR
Benchmark	MSCI WORLD INDEX (STRD, UHD)

Market data

Bid (Bid size)	0.6011 EUR (8,000)
Ask (Ask size)	0.6209 EUR (12,078)
Open	0.6208 EUR
High	0.6211 EUR
Low	0.605 EUR
Close (prev. day)	0.606 EUR
VWAP	0.61088 EUR
Volume (pcs)	27,100
Trading volume	16,555.78
Number of trades	4
Last size	100

Futures and Options

Related Futures	-
Related Options	-

PDF Downloads






Company report: CHINA
CONSTRUCTION BANK CORP HONG
KONG 

5Y



Information about previous performance does not guarantee future performance.
Source: FactSet

Recent research

on instrument		on sector	
Date		Headline	Download
2023/05/24		Global Equity Ratings	
2023/05/03		Global Equity Ratings	
2023/04/25		Global Equity Ratings	
2023/03/28		Global Equity Ratings	
2023/03/16		Global Equity Ratings	

Details

2023/05/29 13:10:35

Price

0.605 EUR

Difference ▼ -0.17% (-0.00)

General attributes

ISIN	CNE1000002H1
Symbol	939
Exchange	Tradegate
Currency	EUR
Sector	Financial
Security type	Stock
Market cap (m)	146,583 EUR
Benchmark	MSCI WORLD INDEX (STRD, UHD)

Market data

Bid (Bid size)	0.6011 EUR (8,000)
Ask (Ask size)	0.6209 EUR (12,078)
Open	0.6208 EUR
High	0.6211 EUR
Low	0.605 EUR
Close (prev. day)	0.606 EUR
VWAP	0.61088 EUR
Volume (pcs)	27,100
Trading volume	16,555.78
Number of trades	4
Last size	100

Performance and Risk

	6m	1Y	3Y
Perf (%)	+4.57%	-10.30%	-15.96%
Perf (abs.)	+0.03	-0.07	-0.12
Beta	0.03	0.13	0.21
Volatility	22.75	23.54	24.76

5Y



Information about previous performance does not guarantee future performance.
Source: FactSet

Price data

Ø price 5 days Ø volume 5 days (pcs.)	0.618 EUR (54,961)
Ø price 30 days Ø volume 30 days (pcs.)	0.620 EUR (46,040)
Ø price 100 days Ø volume 100 days (pcs.)	0.604 EUR (38,420)
Ø price 250 days Ø volume 250 days (pcs.)	0.604 EUR (27,429)
YTD High date	0.651 EUR (2023/05/08)
YTD Low date	0.575 EUR (2023/02/28)
52 Weeks High date	0.707 EUR (2022/06/06)
52 Weeks Low date	0.533 EUR (2022/10/31)

All listings for CHINA CONSTRUCTION BANK CORP HONG KONG

Exchange	Date	Time	Price	Trading volume (mio.)	Number of trades
Vienna Stock Exchange	2023/05/29	09:05	0.614 EUR	0.00	1
Tradegate	2023/05/29	13:10	0.605 EUR	0.02	3
Stuttgart	2023/05/29	08:25	0.6051 EUR	0.00	1
Munich	2023/05/29	08:05	0.6134 EUR	0.00	1
Hong Kong Stock	2023/05/29	10:08	5.12 HKD	-	-

Exchange	29					
Hanover	2023/05/29	08:00	0.60 EUR	0.00		1
Hamburg	2023/05/29	08:00	0.5967 EUR	0.00		1
Frankfurt	2023/05/29	13:21	0.62 EUR	0.00		2
FINRA other OTC Issues	2023/05/23	20:45	0.70 USD	0.01		3
Duesseldorf	2023/05/29	15:00	0.5992 EUR	0.00		8
Berlin	2023/05/29	08:08	0.5977 EUR	0.00		1

Company profile

Company Logo



Contact Details

CHINA CONSTRUCTION BANK CORP.

--

No. 25 Financial Street, Xicheng District -
100033 Beijing

Telefon: +86-10-6621-5533

Fax: +86-10-6621-8888

E-mail: ir@ccb.com

PDF Downloads

Company report: CHINA
CONSTRUCTION BANK CORP HONG
KONG 

Company Profile

China Construction Bank Corp. engages in the provision of corporate and personal banking services. It operates through the following business segments: Corporate Banking, Personal Banking, Treasury Business, and Others. The Corporate Banking segment provides a range of financial products and services to corporations, government agencies, and financial institutions, which comprises of corporate loans, trade financing, deposit taking, and wealth management services, agency services, financial consulting, and advisory services, cash management services, remittance and settlement services, custody services, and guarantee services. The Personal Banking segment includes personal loans, deposit taking and wealth management services, card business, remittance services, and agency services to individual customers. The Treasury segment represents inter-bank money market transactions, repurchase and resale transactions, investments in debt securities, and trade of derivatives and foreign currency. The Others segment refers to equity investments and revenues, results, assets and liabilities of overseas branches and subsidiaries. The company was founded in October 1954 and is headquartered in Beijing, China.

Members of Management Board

Cheng Yuanguo	Member of Executive Committee
Hu Changmiao	Member of Executive Committee
Ji Zhihong	Member of Executive Committee
Jin Panshi	Member of Executive Committee
Wang Hao	Member of Executive Committee
Wang Jiang	Member of Executive Committee
Zhang Min	Member of Executive Committee

Board of directors

Yong Qing Wang	Chairman of Supervisory Board
Guo Li Tian	Chairman of Supervisory Board
Hong Lin	Member of Supervisory Board
Jin Liang Zhang	Member of Supervisory Board
Kam Chung Leung	Member of Supervisory Board
Malcolm McCarthy	Member of Supervisory Board
Sheng Lin Ben	Member of Supervisory Board
Xi Jun Zhao	Member of Supervisory Board
Yang Xia	Member of Supervisory Board
Zhi Hong Ji	Member of Supervisory Board
James Sassoon	Member of Supervisory Board
Bo Tian	Member of Supervisory Board
Fang Liu	Member of Supervisory Board
Graeme Wheeler	Member of Supervisory Board
Huan Liu	Member of Supervisory Board
Jian Dong Xu	Member of Supervisory Board
Jun Liu	Member of Supervisory Board
Kenneth Chung	Member of Supervisory Board

	Board
Lu Li	Member of Supervisory Board
Michel Madelain	Member of Supervisory Board
Min Shao	Member of Supervisory Board
William Coen	Member of Supervisory Board
Yong Cui	Member of Supervisory Board
Zhang Qi	Member of Supervisory Board