

HONDA MOTOR CORP LTD.

ISIN: JP3854600008 WKN: 7267

Overview

2024/09/12 08:05:57

Price
9.44 EURDifference  2.61% (0.24)

General attributes

| | |
|----------------|--------------|
| ISIN | JP3854600008 |
| Symbol | 7267 |
| Exchange | Stuttgart |
| Currency | EUR |
| Sector | Automotive |
| Security type | Stock |
| Market cap (m) | 45,850 EUR |
| Benchmark | NIKKEI 225 |


Market data

| | |
|-------------------|----------|
| Bid (Bid size) | - (0) |
| Ask (Ask size) | - (0) |
| Open | 9.44 EUR |
| High | 9.44 EUR |
| Low | 9.44 EUR |
| Close (prev. day) | 9.20 EUR |
| VWAP | - |
| Volume (pcs) | 0 |
| Trading volume | 0.00 |
| Number of trades | 3 |
| Last size | 0 |

Futures and Options

| | |
|-----------------|---|
| Related Futures | - |
| Related Options | - |

PDF Downloads











Company report: HONDA MOTOR
CORP LTD. 

5Y



Information about previous performance does not guarantee future performance.
Source: FactSet

Recent research

| on sector | | on market | |
|------------|---|-----------------------------|---|
| Date | | Headline | Download |
| 2024/09/11 |  | Global Equity Ratings |  |
| 2024/09/09 |  | GEVORKYAN Podniková analýza |  |
| 2024/09/05 |  | Global Equity Ratings |  |
| 2024/08/12 |  | Global Equity Ratings |  |
| 2024/07/24 |  | Global Equity Ratings |  |

Details

2024/09/12 08:05:57

Price

9.44 EUR

Difference ▲ 2.61% (0.24)

General attributes

| | |
|----------------|--------------|
| ISIN | JP3854600008 |
| Symbol | 7267 |
| Exchange | Stuttgart |
| Currency | EUR |
| Sector | Automotive |
| Security type | Stock |
| Market cap (m) | 45,850 EUR |
| Benchmark | NIKKEI 225 |

Market data

| | |
|-------------------|----------|
| Bid (Bid size) | - (0) |
| Ask (Ask size) | - (0) |
| Open | 9.44 EUR |
| High | 9.44 EUR |
| Low | 9.44 EUR |
| Close (prev. day) | 9.20 EUR |
| VWAP | - |
| Volume (pcs) | 0 |
| Trading volume | 0.00 |
| Number of trades | 3 |
| Last size | 0 |

Performance and Risk

| | 6m | 1Y | 3Y |
|-------------|---------|---------|--------|
| Perf (%) | -10.90% | -10.10% | +8.51% |
| Perf (abs.) | -1.16 | -1.06 | +0.74 |
| Beta | 1.18 | 1.16 | 1.03 |
| Volatility | 32.27 | 31.24 | 27.03 |

5Y



Information about previous performance does not guarantee future performance.
Source: FactSet

Price data

| | |
|---|------------------------|
| Ø price 5 days Ø volume 5 days (pcs.) | 9.40 EUR (0) |
| Ø price 30 days Ø volume 30 days (pcs.) | 9.40 EUR (82) |
| Ø price 100 days Ø volume 100 days (pcs.) | 9.83 EUR (125) |
| Ø price 250 days Ø volume 250 days (pcs.) | 10.08 EUR (135) |
| YTD High date | 11.56 EUR (2024/03/22) |
| YTD Low date | 7.78 EUR (2024/08/05) |
| 52 Weeks High date | 11.56 EUR (2024/03/22) |
| 52 Weeks Low date | 7.78 EUR (2024/08/05) |

Arbitrage views

| Exchange ⊕ | Date | Time | Price | Trading volume (mio.) | Number of trades |
|-------------------------|------------|-------|--------------|-----------------------|------------------|
| Tradegate | 2024/09/12 | 22:26 | 9.57 EUR | 0.01 | 3 |
| Tokyo Stock Exchange | 2024/09/12 | 08:00 | 1,493.50 JPY | 329.92 | 10,933 |
| Stuttgart | 2024/09/12 | 08:05 | 9.44 EUR | 0.00 | 3 |
| Munich | 2024/09/12 | 08:18 | 9.408 EUR | 0.00 | 2 |
| Hanover | 2024/09/12 | 17:25 | 9.404 EUR | 0.00 | 4 |

| | | | | | | |
|---------------------------|----------------|-------|------------|------|--|---|
| | 12 | | | | | |
| Hamburg | 2024/09/ 12 | 17:25 | 9.42 EUR | 0.00 | | 4 |
| Frankfurt | 2024/09/ 12 | 08:02 | 9.402 EUR | 0.00 | | 2 |
| FINRA other OTC Issues | 2024/09/ 12 | 20:17 | 10.247 USD | 0.11 | | 4 |
| Duesseldorf | 2024/09/ 12 | 19:31 | 9.406 EUR | 0.00 | | 7 |
| Berlin | 2024/09/ 12 | 08:08 | 9.44 EUR | 0.00 | | 3 |

Company profile

Company Logo



Contact Details

HONDA MOTOR CO. LTD.

--

1-1, Minami-Aoyama 2-chome, Minato-Ku -
107-8556 Tokyo

Telefon: +81-3-423-1111

Fax: +

E-mail: -

PDF Downloads

Company report: HONDA MOTOR
CORP LTD.



Company Profile

Honda Motor Co., Ltd. engages in the manufacture and sale of automobiles, motorcycles, and power products. It operates through the following segments: Automobile, Motorcycle, Financial Services, and Power Product and Other Businesses. The Automobile segment manufactures and sells automobiles and related accessories. The Motorcycle segment handles all-terrain vehicles, motorcycle business, and related parts. The Financial Services segment provides financial and insurance services. The Power Product and Other Businesses segment offers power products and relevant parts. The company was founded by Soichiro Honda on September 24, 1948 and is headquartered in Tokyo, Japan.

Members of Management Board

| | |
|----------------|-------------------------------|
| Toshihiro Mibe | Chairman of Managing Board |
| Keiji Ohtsu | Member of Executive Committee |
| Kohei Takeuchi | Member of Executive Committee |
| Noriaki Abe | Member of Executive Committee |
| Seiji Kuraishi | Member of Executive Committee |
| Shinji Aoyama | Member of Executive Committee |

Board of directors

| | |
|------------------|-------------------------------|
| Seiji Kuraishi | Chairman of Supervisory Board |
| Asako Suzuki | Member of Supervisory Board |
| Fumiya Kokubu | Member of Supervisory Board |
| Kazuhiro Higashi | Member of Supervisory Board |
| Kunihiko Sakai | Member of Supervisory Board |
| Masafumi Suzuki | Member of Supervisory Board |
| Mika Agatsuma | Member of Supervisory Board |
| Noriya Kaihara | Member of Supervisory Board |
| Ryoko Nagata | Member of Supervisory Board |
| Shinji Aoyama | Member of Supervisory Board |
| Yoichiro Ogawa | Member of Supervisory Board |