

## EQUINOR ASA

ISIN: NO0010096985

WKN: -

## Overview

2024/07/25 21:45:15

Price

25.775 USD

Difference  -3.39% (-0.91)

## General attributes

ISIN	NO0010096985
Symbol	EQNR
Exchange	FINRA other OTC Issues
Currency	USD
Sector	Energy / Commodities
Security type	Stock
Market cap (m)	65,065 EUR
Benchmark	NORWAY OSLO BORS ALL SHARE(TRG)

## Market data

Bid (Bid size)	-
Ask (Ask size)	-
Open	25.775 USD
High	25.775 USD
Low	25.775 USD
Close (prev. day)	26.68 USD
VWAP	25.775 USD
Volume (pcs)	115
Trading volume	2,967.79
Number of trades	3
Last size	107

## Futures and Options

Related Futures	34
Related Options	-

## PDF Downloads

Company report: EQUINOR ASA



5Y











Information about previous performance does not guarantee future performance.

Source: FactSet

## Recent research

on instrument

on sector

Date		Headline	Download
2024/07/24		Global Equity Ratings	
2024/07/12		Global Equity Ratings	
2024/06/21		Global Equity Ratings	
2024/06/14		Global Equity Ratings	
2024/05/29		Global Equity Ratings	

## Details

2024/07/25 21:45:15

## Price

25.775 USD

Difference  -3.39% (-0.91)

## General attributes

ISIN	NO0010096985
Symbol	EQNR
Exchange	FINRA other OTC Issues
Currency	USD
Sector	Energy / Commodities
Security type	Stock
Market cap (m)	65,065 EUR
Benchmark	NORWAY OSLO BORS ALL SHARE(TRG)

## Market data

Bid (Bid size)	-
Ask (Ask size)	-
Open	25.775 USD
High	25.775 USD
Low	25.775 USD
Close (prev. day)	26.68 USD
VWAP	25.775 USD
Volume (pcs)	115
Trading volume	2,967.79
Number of trades	3
Last size	107

## Performance and Risk

	6m	1Y	3Y
Perf (%)	-	-	-
Perf (abs.)	-	-	-
Beta	1.86	1.69	1.52
Volatility	21.43	24.45	29.18

5Y



Information about previous performance does not guarantee future performance.  
Source: FactSet

## Price data

Ø price 5 days   Ø volume 5 days (pcs.)	26.308 USD (347)
Ø price 30 days   Ø volume 30 days (pcs.)	27.319 USD (34,923)
Ø price 100 days   Ø volume 100 days (pcs.)	27.456 USD (137,381)
Ø price 250 days   Ø volume 250 days (pcs.)	29.398 USD (121,773)
YTD High   date	32.450 USD (2024/01/05)
YTD Low   date	24.520 USD (2024/02/14)
52 Weeks High   date	34.682 USD (2023/10/19)
52 Weeks Low   date	24.520 USD (2024/02/14)

## All listings for EQUINOR ASA

Exchange 	Date	Time	Price	Trading volume (mio.)	Number of trades
Tradegate	2024/07/26	22:26	24.04 EUR	0.44	116
Stuttgart	2024/07/26	18:27	24.00 EUR	0.03	15
Munich	2024/07/26	11:42	24.065 EUR	0.00	2
London Stock Exchange European Trade Reporting	2024/07/26	16:20	285.25 NOK	0.41	6
Hanover	2024/	08:01	23.94 EUR	0.00	3

	07/26					
Hamburg	2024/ 07/26	13:54	24.06 EUR	0.02		3
Frankfurt	2024/ 07/26	19:01	24.16 EUR	0.06		14
First North Stockholm	2024/ 07/26	18:00	285.55 NOK	0.32		10
FINRA other OTC Issues	2024/ 07/25	21:45	25.775 USD	0.00		3
Duesseldorf	2024/ 07/26	08:01	24.08 EUR	0.00		1
Berlin	2024/ 07/26	13:40	24.065 EUR	0.00		2

## Company profile

### Company Logo



### Contact Details

EQUINOR ASA

--

Forusbeen 50 - 4035 Stavanger

Telefon: +47-51-99-00-00

Fax: +

E-mail: -

### PDF Downloads

Company report: EQUINOR ASA



### Company Profile

Equinor ASA engages in the exploration, production, transport, refining, and marketing of petroleum and petroleum-derived products. It operates through the following segments: Exploration and Production Norway, Exploration and Production International, Exploration and Production USA, Marketing, Midstream, and Processing, Renewables, and Other. The Exploration and Production Norway segment includes the commercial development of oil and gas portfolios on the Norwegian continental shelf. The Exploration and Production International segment covers offshore and onshore activities in the USA, Mexico, and other operations worldwide. The Exploration and Production USA segment covers both onshore and offshore exploration, development, and Production of oil and gas in the USA. The Marketing, Midstream, and Processing segment markets and trades of crude oil and condensate, natural gas, NGL and refined products. The Renewables segment focuses on offshore wind, and integrated solutions for onshore renewables. The Other segment includes projects, drilling and procurement, the business area technology, digital and innovation, and corporate staffs and support functions. The company was founded on September 18, 1972, and is headquartered in Stavanger, Norway.

### Members of Management Board

Anders Opedal	Chairman of Managing Board
Aksel Stenerud	Member of Executive Committee
Geir Tungesvik	Member of Executive Committee
Hege Skryseth	Member of Executive Committee
Irene Rummelhoff	Member of Executive Committee
Jannicke Nilsson	Member of Executive Committee
Jannik Lindbok	Member of Executive Committee
Kjetil Hove	Member of Executive Committee
Pal Eitheim	Member of Executive Committee
Philippe Francois Mathieu	Member of Executive Committee
Siv Helen Rygh Torstensen	Member of Executive Committee
Torgrim Reitan	Member of Executive Committee

### Board of directors

Jon Erik Reinhardsen	Chairman of Supervisory Board
Jonathan Lewis	Member of Supervisory Board
Anne Drinkwater	Member of Supervisory Board
Fernanda Lopes Larsen	Member of Supervisory Board
Finn Bjørn Ruyter	Member of Supervisory Board
Haakon Bruun-Hanssen	Member of Supervisory Board
Hilde Møllerstad	Member of Supervisory Board
Mikael Karlsson	Member of Supervisory Board
Per Labråthen	Member of Supervisory Board
Stig Læg Reid	Member of Supervisory Board
Tone Bachke	Member of Supervisory Board