

EQUINOR ASA

ISIN: NO0010096985

WKN: -

Overview

2024/04/15 15:55:16

Price

28.00 USD

Difference  1.38% (0.38)

General attributes

ISIN NO0010096985

Symbol EQNR

Exchange FINRA other OTC Issues

Currency USD

Sector Energy / Commodities

Security type Stock

Market cap (m) 77,279 EUR

Benchmark NORWAY OSLO BORS ALL SHARE(TRG)

Market data

Bid (Bid size) -

Ask (Ask size) -

Open 28.00 USD

High 28.00 USD

Low 28.00 USD

Close (prev. day) 27.62 USD

VWAP 28.00 USD

Volume (pcs) 266

Trading volume 7,448.00

Number of trades 2

Last size 133

Futures and Options

Related Futures 41

Related Options -

PDF Downloads

Company report: EQUINOR ASA



5Y













Information about previous performance does not guarantee future performance.

Source: FactSet

Recent research

on instrument

on sector

| Date | | Headline | Download |
|------------|---|-----------------------|---|
| 2024/04/03 |  | Global Equity Ratings |  |
| 2024/03/13 |  | Global Equity Ratings |  |
| 2024/02/22 |  | Global Equity Ratings |  |
| 2024/02/14 |  | Global Equity Ratings |  |
| 2024/01/23 |  | Global Equity Ratings |  |

Details

2024/04/15 15:55:16

Price

28.00 USD

Difference ▲ 1.38% (0.38)

General attributes

| | |
|----------------|---------------------------------|
| ISIN | NO0010096985 |
| Symbol | EQNR |
| Exchange | FINRA other OTC Issues |
| Currency | USD |
| Sector | Energy / Commodities |
| Security type | Stock |
| Market cap (m) | 77,279 EUR |
| Benchmark | NORWAY OSLO BORS ALL SHARE(TRG) |

Market data

| | |
|-------------------|-----------|
| Bid (Bid size) | - |
| Ask (Ask size) | - |
| Open | 28.00 USD |
| High | 28.00 USD |
| Low | 28.00 USD |
| Close (prev. day) | 27.62 USD |
| VWAP | 28.00 USD |
| Volume (pcs) | 266 |
| Trading volume | 7,448.00 |
| Number of trades | 2 |
| Last size | 133 |

Performance and Risk

| | 6m | 1Y | 3Y |
|-------------|-------|-------|-------|
| Perf (%) | - | - | - |
| Perf (abs.) | - | - | - |
| Beta | 1.67 | 1.66 | 1.51 |
| Volatility | 23.21 | 24.85 | 30.55 |

5Y



Information about previous performance does not guarantee future performance.
Source: FactSet

Price data

| | |
|---|------------------------|
| Ø price 5 days Ø volume 5 days (pcs.) | 27.81 USD (79,168) |
| Ø price 30 days Ø volume 30 days (pcs.) | 26.76 USD (176,498) |
| Ø price 100 days Ø volume 100 days (pcs.) | 28.56 USD (133,803) |
| Ø price 250 days Ø volume 250 days (pcs.) | 29.62 USD (113,862) |
| YTD High date | 32.45 USD (2024/01/05) |
| YTD Low date | 24.52 USD (2024/02/14) |
| 52 Weeks High date | 34.68 USD (2023/10/19) |
| 52 Weeks Low date | 24.52 USD (2024/02/14) |

Arbitrage views

| Exchange ⊕ | Date | Time | Price | Trading volume (mio.) | Number of trades |
|---|------------|-------|-------------|-----------------------|------------------|
| Tradegate | 2024/04/17 | 20:36 | 25.635 EUR | 1.12 | 156 |
| Stuttgart | 2024/04/17 | 18:40 | 25.41 EUR | 0.01 | 12 |
| Munich | 2024/04/17 | 13:40 | 25.79 EUR | 0.02 | 4 |
| London Stock Exchange European Trade Reporting | 2024/04/17 | 16:20 | 301.625 NOK | 0.00 | 3 |

| | | | | | | |
|------------------------|----------------|-------|--------|-----|------|----|
| Hanover | 2024/ 04/17 | 08:00 | 26.01 | EUR | 0.00 | 1 |
| Hamburg | 2024/ 04/17 | 19:47 | 25.66 | EUR | 0.00 | 3 |
| Frankfurt | 2024/ 04/17 | 18:39 | 25.50 | EUR | 0.14 | 18 |
| First North Stockholm | 2024/ 04/17 | 16:17 | 301.30 | NOK | 0.97 | 9 |
| FINRA other OTC Issues | 2024/ 04/15 | 15:55 | 28.00 | USD | 0.01 | 2 |
| Duesseldorf | 2024/ 04/17 | 08:10 | 26.025 | EUR | 0.00 | 1 |
| Berlin | 2024/ 04/17 | 08:11 | 26.04 | EUR | 0.00 | 1 |
| - | 2024/ 04/12 | 18:00 | 26.033 | CHF | 0.00 | 1 |

Company profile

Company Logo



Contact Details

EQUINOR ASA

- -

Forusbeen 50 - 4035 Stavanger

Telefon: +47-51-99-00-00

Fax: +

E-mail: -

PDF Downloads

Company report: EQUINOR ASA



Company Profile

Equinor ASA engages in the exploration, production, transport, refining, and marketing of petroleum and petroleum-derived products. It operates through the following segments: Exploration and Production Norway, Exploration and Production International, Exploration and Production USA, Marketing, Midstream, and Processing, Renewables, and Other. The Exploration and Production Norway segment includes the commercial development of oil and gas portfolios on the Norwegian continental shelf. The Exploration and Production International segment covers offshore and onshore activities in the USA, Mexico, and other operations worldwide. The Exploration and Production USA segment covers both onshore and offshore exploration, development, and Production of oil and gas in the USA. The Marketing, Midstream, and Processing segment markets and trades of crude oil and condensate, natural gas, NGL and refined products. The Renewables segment focuses on offshore wind, and integrated solutions for onshore renewables. The Other segment includes projects, drilling and procurement, the business area technology, digital and innovation, and corporate staffs and support functions. The company was founded on September 18, 1972, and is headquartered in Stavanger, Norway.

Members of Management Board

| | |
|---------------------------|-------------------------------|
| Anders Opedal | Chairman of Managing Board |
| Aksel Stenerud | Member of Executive Committee |
| Geir Tungesvik | Member of Executive Committee |
| Hege Skryseth | Member of Executive Committee |
| Irene Rummelhoff | Member of Executive Committee |
| Jannicke Nilsson | Member of Executive Committee |
| Jannik Lindbok | Member of Executive Committee |
| Kjetil Hove | Member of Executive Committee |
| Pal Eitheim | Member of Executive Committee |
| Philippe Francois Mathieu | Member of Executive Committee |
| Siv Helen Rygh Torstensen | Member of Executive Committee |
| Torgrim Reitan | Member of Executive Committee |

Board of directors

| | |
|---------------------------|-------------------------------|
| Jon Erik Reinhardsen | Chairman of Supervisory Board |
| Jonathan Lewis | Member of Supervisory Board |
| Anne Drinkwater | Member of Supervisory Board |
| Finn Bjørn Ruyter | Member of Supervisory Board |
| Haakon Bruun-Hanssen | Member of Supervisory Board |
| Hilde Møllerstad | Member of Supervisory Board |
| Mikael Karlsson | Member of Supervisory Board |
| Per Labråthen | Member of Supervisory Board |
| Rebekka Glasser Herlofsen | Member of Supervisory Board |
| Stig Læg Reid | Member of Supervisory Board |
| Tove Andersen | Member of Supervisory Board |