

## ASX ALL ORDINARIES INDEX

ISIN: **XC0009693018** WKN: -

## Overview

2024/08/02 08:10:45

Price

**8,170.40** AUDDifference  -2.08% (-173.40)

## General attributes

ISIN	XC0009693018
Symbol	-
Country	Australia
Instruments in index	451
Type of index	-
Security type	Index

## Market data

Open	8,318.00 AUD
High	8,318.00 AUD
Low	8,148.50 AUD
Close (prev. day)	8,343.80 AUD
Trading volume (m)	1,220,571
Volume (pcs)	7,090,209,696

## Top 5

Name 	Price	+ - (%) 	Trend 
ENERGY RES...	0.016	+6.67	
WESTGOLD R...	2.81	+6.04	
LYNCH GROU...	1.49	+5.67	
OPTHEA LIM...	0.47	+5.62	
ANTEOTECH ...	0.02	+5.26	

Intraday 1W 1M 6m 1Y 3Y

## Flop 5

Name 	Price	+ - (%) 	Trend 
88 ENERGY ...	0.0989	-33.33	
PALADIN EN...	10.40	-10.81	
SYRAH RESO...	0.25	-10.71	
CORE LITHI...	0.095	-9.52	
DOMINO'S P...	29.56	-9.24	

Intraday 1W 1M 6m 1Y 3Y

5Y

8,000.00  
7,000.00  
6,000.00  
5,000.00






Information about previous performance does not guarantee future performance.

Source: FactSet

## Recent research

on market

Date	Headline	Download
2024/07/24	 Global Equity Ratings	
2024/07/12	 Global Equity Ratings	
2024/07/09	 Political environment weighs on outlook	
2024/07/03	 Global Strategy 3Q 2024	
2024/06/21	 Global Equity Ratings	

**Futures and Options**

**Related Futures** -

**Related Options** -

## Details

2024/08/02 08:10:45

Price

**8,170.40** AUDDifference  -2.08% (-173.40)

## General attributes

ISIN XC0009693018

Symbol -

Country Australia

Security type Index

Instruments in index 451

## Market data

Open 8,318.00 AUD

High 8,318.00 AUD

Low 8,148.50 AUD

Close (prev. day) 8,343.80 AUD

Trading volume (m) 1,220,571

Volume (pcs) 7,090,209,696

## Performance and Risk

	6m	1Y	3Y
Perf (%)	+3.01%	+7.95%	+5.28%
Perf (abs.)	+238.80	+602.00	+409.90
Beta	-	-	-
Volatility	11.45	11.12	13.24



Information about previous performance does not guarantee future performance.

Source: FactSet

## Price data

Ø price 5 days   Ø volume 5 days (pcs.)	8,247.10 AUD (1,102,490)
Ø price 30 days   Ø volume 30 days (pcs.)	8,133.96 AUD (29,421,199)
Ø price 100 days   Ø volume 100 days (pcs.)	8,041.67 AUD (147,643,543)
Ø price 250 days   Ø volume 250 days (pcs.)	7,714.46 AUD (239,307,335)
YTD High   date	8,375.80 AUD (2024/08/01)
YTD Low   date	7,551.20 AUD (2024/01/18)
52 Weeks High   date	8,375.80 AUD (2024/08/01)
52 Weeks Low   date	6,938.50 AUD (2023/10/30)

## Composition

Name  ISIN	Price	Diff %  Diff +/-	Performance 	Date Time	Turnover Pc.  Turnover Money 
29METALS LIMITED NPV AU0000157067	0.38	-7.32% -0.03		24/08/02 08:10:17	3,204,548 1,227,878.92
5E ADVANCED MATERIALS INC... AU0000186207	0.14	0.00% 0.00		24/08/02 04:04:43	100,000 14,000.00
88 ENERGY LIMITED AU00000088E2	0.002	-33.33% -0.00		24/08/02 08:10:19	3,073,809 6,857.39
ABACUS PROPERTY GROUP NPV... -	1.20	-0.83% -0.01		23/08/09 08:10:26	2,253,796 2,705,513.49
ACCENT GROUP LTD NPV AU000000AX19	2.12	-3.64% -0.08		24/08/02 08:10:19	1,593,006 3,406,401.59
ACTIVEX ARDEA REAL OUTCOM... AU0000031700	23.65	0.13% 0.03		24/08/02 07:58:00	70,735 1,673,820.24
ADAIRS LIMITED NPV AU000000ADH2	2.20	-1.79% -0.04		24/08/02 08:10:19	423,159 929,244.57
ADORE BEAUTY GRP LTD NPV AU0000109506	0.95	-4.52% -0.05		24/08/02 07:40:08	10,724 10,404.44
ADRIATIC METALS PLC AU0000004772	3.09	-3.44% -0.11		24/08/02 08:10:17	461,467 1,426,773.72
AFT PHARMACEUTICALS LTD N... NZAFTE0001S4	2.91	3.93% 0.11	█	24/08/02 07:45:57	11,310 33,725.21
AFTERPAY LTD AU000000APT1	-	-% -	-	- -	- -
AGL ENERGY AU000000AGL7	10.57	0.09% 0.01		24/08/02 08:10:19	2,020,155 21,323,083.20
AIR NEW ZEALAND LTD. NZAIRES0001S2	0.525	-2.78% -0.02		24/08/02 08:10:19	1,824,740 959,958.44
ALKANE RESOURCES LTD. AU000000ALK9	0.415	-5.68% -0.03		24/08/02 08:10:18	6,811,183 2,880,307.59
ALLIANCE AVIATION SERVICE... AU000000AQZ6	3.17	1.60% 0.05	█	24/08/02 08:10:19	131,338 405,705.03
ALS LTD. AU000000ALQ6	15.60	-0.38% -0.06		24/08/02 08:10:19	1,264,673 19,664,293.66
ALTIUM LTD. AU000000ALU8	68.33	0.07% 0.05		24/07/19 08:10:36	5,369,621 366,899,370.47
ALUMINA LTD AU0000339426	1.45	-1.69% -0.03		24/07/23 08:10:05	215,162,657 312,300,376.99
AMCOR PLC AU000000AMC4	16.09	-0.49% -0.08		24/08/02 08:10:18	2,183,772 35,208,780.28
AMOTIV LTD. AU0000340770	10.67	-1.20% -0.13		24/08/02 08:10:20	389,879 4,152,198.69
AMP LTD. AU000000AMP6	1.185	0.00% 0.00		24/08/02 08:10:20	8,117,992 9,619,106.23
AMPOL LTD. AU0000088338	33.73	0.51% 0.17		24/08/02 08:10:19	1,377,692 46,339,665.89
ANSELL LTD. AU000000ANN9	26.87	-2.22% -0.61		24/08/02 08:10:20	362,317 9,771,086.22

## ASX ALL ORDINARIES INDEX

ANTEOTECH LIMITED NPV AU000000ADO8	0.02	5.26% 0.00		24/08/02 08:10:19	758,448 15,058.96
ANZ GROUP HOLDINGS LTD. AU000000ANZ3	28.71	-1.81% -0.53		24/08/02 08:10:20	6,364,659 182,589,317.38
APA GROUP NPV (STAPLED UN... AU000000APA1	7.90	-0.25% -0.02		24/08/02 08:10:19	1,896,395 14,969,873.99
APPEN LTD AU000000APX3	0.765	-1.92% -0.02		24/08/02 08:10:19	21,562,280 16,840,273.45
ARB CORPORATION(NEW) NPV AU000000ARB5	40.78	-5.36% -2.31		24/08/02 08:10:19	144,961 5,982,102.19
ARENA REIT STAPLED UNITS AU000000ARF6	3.82	-2.55% -0.10		24/08/02 08:10:20	738,254 2,823,938.47
ARGO INVESTMENTS LIMITED ... AU000000ARG4	8.97	-1.10% -0.10		24/08/02 08:10:20	268,652 2,409,238.50
ARISTOCRAT LEISURE LTD. AU000000ALL7	52.25	-3.81% -2.07		24/08/02 08:10:19	1,972,964 103,348,097.37
AROA BIOSURGERY LTD NPV NZARXE0001S1	0.62	-1.59% -0.01		24/08/02 06:56:30	199,724 125,165.93
ASX LTD. AU000000ASX7	63.23	-2.50% -1.62		24/08/02 08:10:20	344,322 21,836,903.85
ATLAS ARTERIA GROUP AU0000013559	5.20	0.00% 0.00		24/08/02 08:10:19	1,927,909 10,030,848.45
AUB GROUP LTD AU000000AUB9	31.95	-1.81% -0.59		24/08/02 08:10:20	397,925 12,754,478.38
AUCKLAND INTERNATIONAL AI... NZAIAE0002S6	6.86	0.15% 0.01		24/08/02 08:10:19	856,218 5,878,307.77
AUDINATE GROUP LTD AU000000AD88	14.10	-1.81% -0.26		24/08/02 08:10:19	398,604 5,590,403.66
AUDIO PIXELS HLDGS LTD NP... AU000000AKP0	6.20	0.00% 0.00		24/02/29 05:56:36	25,155 151,405.25
AURIZON HOLDINGS LTD. AU000000AZJ1	3.69	-0.54% -0.02		24/08/02 08:10:19	5,699,406 21,048,557.30
AUSNET SERVICES AU000000AST5	-	-% -	-	-	-
AUSSIE BROADBAND LTD NPV AU0000106643	3.09	-0.96% -0.03		24/08/02 08:10:19	822,495 2,515,595.61
AUSTAL LTD. AU000000ASB3	2.48	-4.62% -0.12		24/08/02 08:10:19	495,457 1,240,033.79
AUSTRALIAN AGRICULTURAL C... AU000000AAC9	1.405	-0.71% -0.01		24/08/02 08:10:20	69,187 96,823.16
AUSTRALIAN CLINICAL LABS ... AU0000148496	2.54	-1.17% -0.03		24/08/02 08:10:20	971,217 2,425,476.38
AUSTRALIAN ETHICAL INVEST... AU000000AEF4	3.85	-6.33% -0.26		24/08/02 08:10:20	188,834 725,768.53
AUSTRALIAN FINANCE GROUP ... AU000000AFG9	1.51	1.00% 0.02		24/08/02 08:10:20	521,127 775,664.19
AUSTRALIAN FOUNDATION INV... AU000000AFI5	7.46	-0.13% -0.01		24/08/02 08:10:20	548,247 4,082,583.69
AUSTRALIAN STRATEGIC MATE... AU0000094153	0.565	-7.38% -0.05		24/08/02 08:10:19	559,434 320,583.82
AUSTRALIAN UNITED INVESTM... AU000000AUI4	10.48	0.10% 0.01		24/08/02 08:10:20	13,882 144,980.17
AUTOSPORTS GROUP LTD AU000000ASG2	2.16	2.86% 0.06		24/08/02 08:10:19	142,657 303,264.81
BABY BUNTING GROUP LIMITE... AU000000ABT1	1.32	-2.22% -0.02		24/08/02 08:10:19	429,007 1,000,000.00

## ASX ALL ORDINARIES INDEX

AU000000BBN2		-0.03		08:10:19	563,598.07
BANK OF QUEENSLAND LIMITE... AU000000BOQ8	6.21	-1.43% -0.09		24/08/02 08:10:20	2,015,976 12,508,738.50
BAPCOR LTD NPV AU000000BAP9	4.99	-3.67% -0.19		24/08/02 08:10:19	653,395 3,289,018.17
BEACH ENERGY LTD. AU000000BPT9	1.47	-3.29% -0.05		24/08/02 08:10:19	7,756,784 11,383,854.77
BEACON LIGHTING GROUP LIM... AU000000BLX0	2.37	0.00% 0.00		24/08/02 08:10:20	101,691 242,150.74
BEGA CHEESE LTD. AU000000BGA8	4.32	-2.26% -0.10		24/08/02 08:10:19	389,971 1,685,335.44
BELL FINANCIAL GROUP LIM... AU000000BFG7	1.42	-0.70% -0.01		24/08/02 08:10:20	96,785 137,619.79
BELLEVUE GOLD LTD NPV AU0000019374	1.40	0.36% 0.01		24/08/02 08:10:18	14,832,586 20,425,283.95
BENDIGO & ADELAIDE BANK L... AU000000BEN6	12.33	-1.67% -0.21		24/08/02 08:10:20	1,350,763 16,645,331.85
BETASHARES CAPITAL LTD AC... AU000000HBRD9	10.17	0.20% 0.02		24/08/02 07:59:14	1,214,233 12,340,682.65
BETASHARES CAPITAL LTD AS... AU0000022063	8.72	-4.70% -0.43		24/08/02 08:10:19	114,823 1,014,909.20
BETASHARES CAPITAL LTD AU... AU000000QPON6	25.96	0.04% 0.01		24/08/02 07:59:27	124,641 3,235,843.35
BETASHARES CAPITAL LTD AU... AU000000A2000	132.31	-2.26% -3.06		24/08/02 07:59:57	127,102 16,834,217.22
BETASHARES CAPITAL LTD AU... AU000000AAA3	50.12	0.02% 0.01		24/08/02 08:10:19	190,232 9,533,802.67
BETASHARES CAPITAL LTD AU... AU0000008203	23.03	0.26% 0.06		24/08/02 08:10:19	95,496 2,205,172.18
BETASHARES CAPITAL LTD AU... AU000000FAIR4	19.75	-2.28% -0.46		24/08/02 07:53:24	142,174 2,816,880.21
BETASHARES CAPITAL LTD GL... AU000000HACK8	11.36	-2.66% -0.31		24/08/02 07:59:54	170,880 1,954,448.73
BETASHARES CAPITAL LTD NA... AU000000NDQ6	42.46	-4.26% -1.89		24/08/02 08:10:19	381,385 16,308,226.29
BETASHARES CAPITAL LTD UN... AU000000ETHI8	14.65	-2.59% -0.39		24/08/02 08:10:19	204,426 3,007,442.92
BETMAKERS TECHNOLOGY GROU... AU0000050585	0.081	-2.41% -0.00		24/08/02 07:54:50	348,186 28,490.94
BHP GROUP LTD AU000000BHP4	41.98	-1.20% -0.51		24/08/02 08:10:18	8,939,126 373,996,129.92
BIGTINCAN HOLDINGS LTD NP... AU000000BTH6	0.115	4.55% 0.01	█	24/08/02 08:10:19	46,488 5,411.29
BKI INVESTMENT COMPANY LI... AU000000BK13	1.77	-0.28% -0.01		24/08/02 08:10:20	390,375 689,020.85
BLACKROCK INV MNGT AUSTR... AU000000IOZ4	31.94	-2.32% -0.76		24/08/02 07:59:53	769,895 24,634,102.04
BLACKROCK INV MNGT AUSTR... AU000000IAF5	101.75	0.11% 0.11		24/08/02 07:59:54	49,143 5,008,458.31
BLACKROCK INV MNGT AUSTR... AU000000IAA6	97.84	-4.27% -4.36		24/08/02 08:10:19	9,691 959,867.94
BLACKROCK INV MNGT AUSTR... AU000000IXJ9	146.88	0.53% 0.78	█	24/08/02 07:59:54	11,724 1,726,543.44
BLACKROCK INV MNGT AUSTR... AU000000IEM3	64.74	-2.18% -1.44		24/08/02 07:59:27	13,871 900,197.85

## ASX ALL ORDINARIES INDEX

BLACKROCK INV MNGT AUSTRALIA AU000000IJP5	100.31	-5.73% -6.10		24/08/02 08:10:19	53,604 5,478,289.64
BLACKROCK INV MNGT AUSTRALIA AU000000IHVV8	49.57	-2.61% -1.33		24/08/02 08:10:19	101,155 5,024,633.42
BLACKROCK INV MNGT AUSTRALIA AU000000IVV8	55.23	-2.49% -1.41		24/08/02 08:10:19	246,667 13,691,854.02
BLACKROCK INV MNGT AUSTRALIA AU000000ILC9	30.75	-2.60% -0.82		24/08/02 07:55:04	34,255 1,054,387.49
BLACKROCK INV MNGT AUSTRALIA AU000000IVE4	118.33	-3.01% -3.67		24/08/02 07:49:15	1,679 199,841.86
BLACKROCK INV MNGT AUSTRALIA AU000000IEU6	83.47	-2.28% -1.95		24/08/02 07:59:55	23,664 1,986,720.41
BLACKROCK INV MNGT AUSTRALIA AU000000IOO8	142.00	-3.24% -4.76		24/08/02 08:10:19	36,261 5,178,694.74
BLUESCOPE STEEL LTD. AU000000BSL0	21.09	-3.87% -0.85		24/08/02 08:10:17	2,502,583 52,640,820.64
BORAL LTD. AU000000BLD2	5.83	0.17% 0.01		24/06/06 08:10:11	577,942 3,371,343.79
BRAINCHIP HOLDINGS LTD. AU000000BRN8	0.18	-5.26% -0.01		24/08/02 08:10:17	7,036,960 1,287,027.03
BRAMBLES LIMITED AU000000BXB1	15.20	-2.12% -0.33		24/08/02 08:10:19	3,507,697 53,406,284.36
BRAVURA SOLUTIONS LTD AU000000BVS9	1.10	-5.98% -0.07		24/08/02 08:10:20	1,223,366 1,345,807.20
BREVILLE GROUP LTD. AU000000BRG2	29.01	-3.04% -0.91		24/08/02 08:10:19	176,920 5,148,480.59
BRICKWORKS NPV AU000000BKW4	28.70	-0.38% -0.11		24/08/02 08:10:18	154,749 4,419,772.90
BRISCOE GROUP NPV NZBGRE0001S4	3.80	-3.06% -0.12		24/07/30 03:14:49	2,571 9,769.80
BSP FINANCIAL GROUP NPV PG000A2PEAQ9	6.53	-0.15% -0.01		24/08/02 08:10:19	8,240 54,029.44
BWP TRUST NPV AU000000BWP3	3.53	-0.84% -0.03		24/08/02 08:10:20	1,536,957 5,422,864.96
CALIX LIMITED NPV AU0000017840	0.91	-4.71% -0.05		24/08/02 08:10:19	316,877 291,660.82
CAPRICORN METALS LTD. AU000000CMM9	5.52	1.47% 0.08		24/08/02 08:10:17	1,049,901 5,722,519.99
CAR GROUP LTD AU000000CAR3	34.20	-1.44% -0.50		24/08/02 08:10:19	918,395 31,357,957.72
CARLTON INVESTMENTS NPV AU000000CIN5	30.05	-1.54% -0.47		24/08/02 07:34:36	1,072 32,609.05
CARNARVON ENERGY LTD. AU000000CVN8	0.165	-2.94% -0.01		24/08/02 08:10:19	1,232,205 200,665.26