

## ASX ALL ORDINARIES INDEX

ISIN: XC0009693018 WKN: -

## Přehled

17.04.2024 08:11:14

Cena

7.861,00 AUD

Změna ▼ -0,02% (-1,30)

## Základní údaje

ISIN XC0009693018

Symbol -

Stát Australia

Nástroje v indexu 460

Typ indexu -

Typ cenného papíru Index

## Tržní data

Otevírací cena 7.858,90 AUD

Max 7.891,20 AUD

Min 7.847,70 AUD

Závěrečná cena (předchozí den) 7.862,30 AUD

Obchodovaný objem (mil.) 1.038.294

Objem (kusy) 4.367.373.775

## TOP 5

| Název <span>↕</span> | Cena  | + - (%) <span>⊞</span> | Trend <span>⬆️</span> |
|----------------------|-------|------------------------|-----------------------|
| ENERGY RES...        | 0,055 | +12,24                 | <span>⬆️</span>       |
| BETMAKERS ...        | 0,115 | +9,52                  | <span>⬆️</span>       |
| EVOLUTION ...        | 4,16  | +7,49                  | <span>⬆️</span>       |
| PARADIGM B...        | 0,30  | +7,14                  | <span>⬆️</span>       |
| BIGTINCAN ...        | 0,155 | +6,90                  | <span>⬆️</span>       |

Denní 1t 1m 6m 1r 3r

## FLOP 5

| Název <span>↕</span> | Cena  | + - (%) <span>⬇️</span> | Trend <span>⬇️</span> |
|----------------------|-------|-------------------------|-----------------------|
| DUBBER COR...        | 0,061 | -72,27                  | <span>⬇️</span>       |
| 88 ENERGY ...        | 0,21  | -20,00                  | <span>⬇️</span>       |
| AUSTRALIAN...        | 1,175 | -18,40                  | <span>⬇️</span>       |
| 5E ADVANCE...        | 0,175 | -10,26                  | <span>⬇️</span>       |
| RESTAURANT...        | 3,02  | -9,04                   | <span>⬇️</span>       |

Denní 1t 1m 6m 1r 3r

51



Minulá výkonnost nezaručuje výkonnost budoucí.

Zdroj: FactSet

## Atuální analýzy a prognózy

## Z trhů

| Datum      | Nadpis                                  | Stáhnout        |
|------------|---|-----------------|
| 03.04.2024 | <span>🇬🇧</span> Global Equity Ratings   | <span>⬇️</span> |
| 26.03.2024 | <span>🇬🇧</span> Global Strategy 2Q 2024 | <span>⬇️</span> |
| 13.03.2024 | <span>🇬🇧</span> Global Equity Ratings   | <span>⬇️</span> |
| 22.02.2024 | <span>🇬🇧</span> Global Equity Ratings   | <span>⬇️</span> |
| 14.02.2024 | <span>🇬🇧</span> Global Equity Ratings   | <span>⬇️</span> |

**Futures a opce**

**Související Futures** -

**Související Opce** -

## Detaily

17.04.2024 08:11:14

Cena

**7.861,00** AUD

Změna

**-0,02%** (-1,30)

### Základní údaje

ISIN XC0009693018

Symbol -

Stát AustraliaTyp cenného papíru IndexNástroje v indexu 460

### Tržní data

Otevírací cena 7.858,90 AUDMax 7.891,20 AUDMin 7.847,70 AUDZávěrečná cena (předchozí den) 7.862,30 AUDObchodovaný objem (mil.) 1.038.294Objem (kusy) 4.367.373.775

### Výkonnost a riziko

|                | 6m      | 1r      | 3r      |
|----------------|---------|---------|---------|
| Výkonn. (%)    | +8,51%  | +3,73%  | +7,31%  |
| Výkonn. (abs.) | +616,60 | +282,90 | +535,20 |
| Beta           | -       | -       | -       |
| Volatilita     | 10,79   | 10,69   | 13,10   |



51

Minulá výkonnost nezaručuje výkonnost budoucí.

Zdroj: FactSet

























### Ceny

|  |                            |
|--|----------------------------|
| Ø cena 5 dní   Ø objem 5 dní (ks.)     | 7.971,40 AUD (1.181.696)   |
| Ø cena 30 dní   Ø objem 30 dní (ks.)   | 8.018,38 AUD (97.875.353)  |
| Ø cena 100 dní   Ø objem 100 dní (ks.) | 7.788,60 AUD (44.974.338)  |
| Ø cena 250 dní   Ø objem 250 dní (ks.) | 7.530,50 AUD (229.623.891) |
| YTD Max   datum                        | 8.168,00 AUD (02.04.2024)  |
| YTD Min   datum                        | 7.551,20 AUD (18.01.2024)  |
| 52týdenní max.   datum                 | 8.168,00 AUD (02.04.2024)  |
| 52týdenní min.   datum                 | 6.938,50 AUD (30.10.2023)  |

## Složení

Strana 1 z 16

<< <  > >>

| Název <br>ISIN | Cena  | Změna % <br>Změna +/- | Výkonnost  | Datum<br>Čas         | Obrat v kusech <br>Peněžní obrat  |
|---|-------|--|---|----------------------|---|
| 29METALS LIMITED NPV<br>AU0000157067  | 0,47  | 2,17%<br>0,01  |             | 17.04.24<br>08:10:45 | 2.493.259<br>1.180.634,29   |
| 5E ADVANCED MATERIALS INC...<br>AU0000186207  | 0,175 | -10,26%<br>-0,02   |             | 17.04.24<br>08:10:45 | 1.251.075<br>219.366,84   |
| 88 ENERGY LIMITED<br>AU00000088E2   | 0,004 | -20,00%<br>-0,00   |             | 17.04.24<br>08:10:45 | 25.023.859<br>118.535,57  |
| ABACUS PROPERTY GROUP NPV...<br>-   | 1,20  | -0,83%<br>-0,01  |             | 09.08.23<br>08:10:26 | 2.253.796<br>2.705.513,49   |
| ACCENT GROUP LTD NPV<br>AU000000AX19  | 1,82  | -0,82%<br>-0,02  |             | 17.04.24<br>08:10:46 | 1.089.118<br>1.987.092,65   |
| ACTIVEX ARDEA REAL OUTCOM...<br>AU00000031700   | 23,87 | 0,29%<br>0,07  |             | 17.04.24<br>07:44:50 | 33.391<br>795.912,75  |
| ADAIRS LIMITED NPV<br>AU000000ADH2  | 2,16  | -1,37%<br>-0,03  |             | 17.04.24<br>08:10:46 | 185.519<br>405.621,94   |
| ADBRI LTD.<br>AU000000ABC7  | 3,14  | -0,32%<br>-0,01  |             | 17.04.24<br>08:10:45 | 1.442.738<br>4.534.165,14   |
| ADORE BEAUTY GRP LTD NPV<br>AU0000109506  | 1,15  | 0,88%<br>0,01  |            | 17.04.24<br>08:10:46 | 12.320<br>13.915,94   |
| ADRIATIC METALS PLC<br>AU0000004772   | 4,32  | 4,60%<br>0,19  |           | 17.04.24<br>08:10:45 | 800.413<br>3.453.273,52   |
| AFT PHARMACEUTICALS LTD N...<br>NZAFTE0001S4  | 2,71  | -4,24%<br>-0,12  |           | 17.04.24<br>06:47:52 | 344<br>951,32   |
| AFTERPAY LTD<br>AU000000APT1  | -     | -%<br>-  |   | -<br>-               | -<br>-  |
| AGL ENERGY<br>AU000000AGL7  | 9,19  | 6,37%<br>0,55  |           | 17.04.24<br>08:10:46 | 5.967.771<br>54.213.662,26  |
| AIR NEW ZEALAND LTD.<br>NZAIRES0001S2   | 0,54  | -0,92%<br>-0,01  |           | 17.04.24<br>08:10:46 | 813.842<br>442.415,85   |
| ALKANE RESOURCES LTD.<br>AU000000ALK9   | 0,69  | 4,55%<br>0,03  |           | 17.04.24<br>08:10:45 | 732.552<br>502.954,98   |
| ALLIANCE AVIATION SERVICE...<br>AU000000AQZ6  | 3,00  | 0,00%<br>0,00  |   | 17.04.24<br>08:10:46 | 59.254<br>178.751,43  |
| ALS LTD.<br>AU000000ALQ6  | 13,13 | 0,00%<br>0,00  |   | 17.04.24<br>08:10:46 | 329.669<br>4.335.343,99   |
| ALTIUM LTD.<br>AU000000ALU8   | 65,40 | -0,06%<br>-0,04  |           | 17.04.24<br>08:10:46 | 2.854.845<br>186.366.168,57   |
| ALUMINA LTD.<br>AU000000AWC3  | 1,55  | -0,64%<br>-0,01  |           | 17.04.24<br>08:10:45 | 3.918.175<br>6.078.519,45   |
| AMCOR PLC<br>AU000000AMC4   | 13,79 | -0,58%<br>-0,08  |           | 17.04.24<br>08:10:45 | 1.279.314<br>17.629.507,41  |
| AMP LTD.<br>AU000000AMP6  | 1,14  | 2,24%<br>0,03  |           | 17.04.24<br>08:10:44 | 7.661.305<br>8.721.741,91   |
| AMPOL LTD.<br>AU00000088338   | 38,70 | 0,94%<br>0,36  |           | 17.04.24<br>08:10:46 | 600.290<br>23.157.423,24  |
| ANSELL LTD.<br>AU000000ANN9   | 24,91 | -0,16%<br>-0,04  |           | 17.04.24<br>08:10:46 | 257.763<br>6.426.507,41   |

## ASX ALL ORDINARIES INDEX

|  |       |                 |   |                      |                            |
|--|-------|-----------------|---|----------------------|----------------------------|
| ANTEOTECH LIMITED NPV<br>AU000000ADO8        | 0,022 | -4,35%<br>-0,00 |   | 17.04.24<br>08:10:46 | 3.087.731<br>68.602,98     |
| ANZ GROUP HOLDINGS LTD.<br>AU000000ANZ3      | 28,37 | 0,04%<br>0,01   |   | 17.04.24<br>08:10:44 | 2.698.652<br>76.822.365,31 |
| APA GROUP NPV (STAPLED UN...<br>AU000000APA1 | 8,32  | 1,59%<br>0,13   | █ | 17.04.24<br>08:10:46 | 2.214.413<br>18.345.327,11 |
| APPEN LTD<br>AU000000APX3                    | 0,66  | 0,76%<br>0,01   | █ | 17.04.24<br>08:10:46 | 13.567.530<br>8.756.211,91 |
| ARB CORPORATION(NEW) NPV<br>AU000000ARB5     | 38,24 | 0,18%<br>0,07   |   | 17.04.24<br>08:10:46 | 167.625<br>6.404.495,73    |
| ARENA REIT STAPLED UNITS<br>AU000000ARF6     | 3,61  | 0,56%<br>0,02   | █ | 17.04.24<br>08:10:45 | 490.524<br>1.775.961,21    |
| ARGO INVESTMENTS LIMITED ...<br>AU000000ARG4 | 8,67  | 0,12%<br>0,01   |   | 17.04.24<br>08:10:43 | 151.283<br>1.314.068,32    |