

ASX ALL ORDINARIES INDEX

ISIN: **XC0009693018** WKN: -

Overview

2020/08/13 08:10:44

Price

6,223.90 AUDDifference  **-0.53%** (-33.10)


General attributes

ISIN	XC0009693018
Symbol	-
Country	Australia
Instruments in index	499
Type of index	-
Security type	Index

Market data

Open	6,263.50 AUD
High	6,286.70 AUD
Low	6,209.40 AUD
Close (prev. day)	6,257.00 AUD
Trading volume (m)	1,169,068
Volume (pcs)	5,847,591,845

Top 5

Name 	Price	+ - (%) 	Trend 
NAVIGATOR ...	4.20	+39.35	
CLASS LTD ...	1.18	+36.03	
ENERO GROU...	0.9803	+17.25	
TREASURY W...	9.10	+12.33	
RESIMAC GR...	1.13	+11.88	

Intraday 1W 1M 6m 1Y 3Y

Flop 5

Name 	Price	+ - (%) 	Trend 
NEW ENERGY...	0.4969	-10.87	
AGL ENERGY	11.68	-9.59	
BREVILLE G...	12.40	-8.39	
TELSTRA CO...	2.43	-8.26	
PAINCHEK L...	0.115	-8.00	

Intraday 1W 1M 6m 1Y 3Y

5Y














Information about previous performance does not guarantee future performance.

Source: FactSet

Recent research

on market

Date	Headline	Download 
2020/07/31	 Global Equity Ratings	
2020/07/24	 Global Equity Ratings	
2020/06/23	 Global Equity Ratings	
2020/06/19	 Global Strategy Q3 2020	
2020/06/08	 Outbreak of COVID-19 adds to overall worries	

Futures and Options

Related Futures -

Related Options -

Details

2020/08/13 08:10:44

Price

6,223.90 AUDDifference  **-0.53%** (-33.10)

General attributes

ISIN XC0009693018

Symbol -

Country Australia

Security type Index

Instruments in index 499

Market data

Open 6,263.50 AUD

High 6,286.70 AUD

Low 6,209.40 AUD

Close (prev. day) 6,257.00 AUD

Trading volume (m) 1,169,068

Volume (pcs) 5,847,591,845

Performance and Risk

	6m	1Y	3Y
Perf (%)	-13.61%	-6.38%	+8.36%
Perf (abs.)	-980.70	-424.20	+480.40
Beta	-	-	-
Volatility	39.40	29.00	18.65



Information about previous performance does not guarantee future performance.
Source: FactSet

Price data

Ø price 5 days Ø volume 5 days (pcs.)	6,229.00 AUD (1,060,145)
Ø price 30 days Ø volume 30 days (pcs.)	6,147.41 AUD (40,162,318)
Ø price 100 days Ø volume 100 days (pcs.)	5,785.55 AUD (88,510,941)
Ø price 250 days Ø volume 250 days (pcs.)	6,362.68 AUD (116,002,763)
YTD High date	7,289.70 AUD (2020/02/20)
YTD Low date	4,429.10 AUD (2020/03/23)
52 Weeks High date	7,289.70 AUD (2020/02/20)
52 Weeks Low date	4,429.10 AUD (2020/03/23)

Composition

Name ISIN	Price	Diff % Diff +/-	Performance	Date Time	Turnover Pc. Turnover Money
1300 SMILES LIMITED NPV AU000000ONT7	6.48	0.47% 0.03		20/08/13 05:00:47	306 1,982.88
360 CAPITAL GROUP NPV (ST... AU000000TGP8	0.82	0.00% 0.00		20/08/13 08:10:28	147,605 121,064.49
360 CAPITAL REIT NPV (STA... AU000000TOT4	0.895	1.70% 0.02		20/08/13 07:45:00	71,352 63,180.67
A.P. EAGERS LTD AU000000APE3	8.54	-0.58% -0.05		20/08/13 08:10:06	1,242,113 10,752,016.23
A2B AUSTRALIA LTD AU00000032187	0.94	1.62% 0.02		20/08/13 07:49:48	158,996 147,853.43
ABACUS PROPERTY GROUP NPV... AU000000ABP9	2.72	-0.37% -0.01		20/08/13 08:10:06	657,130 1,789,655.05
ACCENT GROUP LTD NPV -	1.425	-2.40% -0.04		20/08/13 08:10:15	2,072,298 2,997,871.64
ADAIRES LIMITED NPV AU000000ADH2	2.98	-0.33% -0.01		20/08/13 08:10:15	1,424,618 4,238,821.06
ADBRI LTD. AU000000ABC7	2.30	-0.86% -0.02		20/08/13 08:10:06	1,394,415 3,221,802.37
ADRIATIC METALS PLC AU0000004772	2.56	6.67% 0.16		20/08/13 08:10:15	296,292 744,106.61
ADVANCE NANOTEK LTD AU000000ANO7	3.53	-2.75% -0.10		20/08/13 07:59:57	6,595 23,940.93
AEROMETREX LIMITED NPV AU00000064560	1.37	0.74% 0.01		20/08/13 07:58:11	44,286 60,196.76
AFTERPAY LTD AU000000APT1	71.29	0.34% 0.24		20/08/13 08:10:15	1,950,561 141,531,703.26
AGL ENERGY AU000000AGL7	15.36	-9.59% -1.63		20/08/13 08:10:17	10,907,109 169,115,151.35
AINSWORTH GAME TECHNOLOGY... AU000000AGI3	0.385	-1.28% -0.01		20/08/13 08:10:05	53,313 20,850.48
AIR NEW ZEALAND NPV NZAIRE0001S2	1.22	-0.81% -0.01		20/08/13 08:10:09	2,288,886 2,778,957.08
ALACER GOLD CORP AU000000AQG6	8.71	1.16% 0.10		20/08/13 08:10:15	541,871 4,764,494.50
ALCIDION GROUP LIMITED NP... AU000000ALC6	0.145	3.57% 0.01		20/08/13 08:10:15	256,724 36,934.86
ALE PROPERTY GROUP NPV ST... AU000000LEP0	4.90	1.03% 0.05		20/08/13 08:10:19	28,127 137,725.00
ALKANE RESOURCES LTD. AU000000ALK9	1.07	1.42% 0.02		20/08/13 08:10:06	2,358,652 2,560,415.15
ALLIANCE AVIATION SERVICE... AU000000AQZ6	3.49	1.45% 0.05		20/08/13 08:10:15	154,325 535,042.91
ALS LTD. AU000000ALQ6	8.88	-0.67% -0.06		20/08/13 08:10:15	2,081,595 18,518,452.06
ALTIUM LTD. AU000000ALU8	32.54	0.46% 0.15		20/08/13 08:10:15	344,607 11,239,360.00

ASX ALL ORDINARIES INDEX

ALTURA MINING LTD AU000000AJM9	0.07	0.00% 0.00		20/08/07 08:10:19	8,649,344 619,949.15
ALUMINA LTD. AU000000AWC3	1.64	-0.61% -0.01		20/08/13 08:10:08	14,383,280 23,628,943.60
AMA GROUP LIMITED NPV AU000000AMA8	0.575	-1.71% -0.01		20/08/13 08:10:06	1,904,187 1,081,200.60
AMCOR PLC AU000000AMC4	15.45	-0.32% -0.05		20/08/13 08:10:15	2,726,469 42,092,566.61
AMP LTD. AU000000AMP6	1.53	10.87% 0.15		20/08/13 08:10:08	42,055,422 64,593,504.89
AMPOL LTD NPV -	29.30	-0.58% -0.17		20/08/13 08:10:07	915,122 26,885,264.39
ANGLOGOLD ASHANTI LTD. AU000000AGG7	8.25	-0.48% -0.04		20/08/13 08:10:06	77,035 631,912.96