

## DERICHEBOURG SA

ISIN: FR0000053381 WKN: 5338

## Overview

2024/09/03 12:06:46

Price  
5.01 EURDifference  -1.57% (-0.08)

## General attributes

ISIN	FR0000053381
Symbol	DBG
Exchange	Euronext Paris
Currency	EUR
Sector	Utilities
Security type	Stock
Market cap (m)	811 EUR
Benchmark	CAC 40 INDEX

## Market data

Bid (Bid size)	4.994 EUR (452)
Ask (Ask size)	5.01 EUR (122)
Open	5.09 EUR
High	5.09 EUR
Low	4.996 EUR
Close (prev. day)	5.09 EUR
VWAP	5.027132 EUR
Volume (pcs)	13,316
Trading volume	66,941.00
Number of trades	81
Last size	200

## Futures and Options









Related Futures	-
Related Options	-

5Y



Information about previous performance does not guarantee future performance.  
Source: FactSet

## Recent research

on sector	on market		
Date	Headline		Download
2024/09/03	 Akciové trhy - denní zpráva		
2024/09/02	 Akciové trhy - denní zpráva		
2024/08/30	 Akciové trhy - denní zpráva		
2024/08/29	 Akciové trhy - denní zpráva		
2024/08/28	 Akciové trhy - denní zpráva		

## Details

2024/09/03 12:06:46

## Price

5.01 EUR

Difference ▼ -1.57% (-0.08)

## General attributes

ISIN	FR0000053381
Symbol	DBG
Exchange	Euronext Paris
Currency	EUR
Sector	Utilities
Security type	Stock
Market cap (m)	811 EUR
Benchmark	CAC 40 INDEX

## Market data

Bid (Bid size)	4.994 EUR (452)
Ask (Ask size)	5.01 EUR (122)
Open	5.09 EUR
High	5.09 EUR
Low	4.996 EUR
Close (prev. day)	5.09 EUR
VWAP	5.027132 EUR
Volume (pcs)	13,316
Trading volume	66,941.00
Number of trades	81
Last size	200

## Performance and Risk

	6m	1Y	3Y
Perf (%)	+21.95%	+0.69%	-48.61%
Perf (abs.)	+0.92	+0.04	-4.82
Beta	1.16	1.18	1.35
Volatility	35.58	36.08	38.79

5Y



Information about previous performance does not guarantee future performance.  
Source: FactSet

## Price data

Ø price 5 days   Ø volume 5 days (pcs.)	5.03 EUR (109,419)
Ø price 30 days   Ø volume 30 days (pcs.)	4.77 EUR (124,466)
Ø price 100 days   Ø volume 100 days (pcs.)	4.61 EUR (233,572)
Ø price 250 days   Ø volume 250 days (pcs.)	4.59 EUR (220,413)
YTD High   date	5.30 EUR (2024/05/31)
YTD Low   date	3.86 EUR (2024/04/25)
52 Weeks High   date	5.30 EUR (2024/05/31)
52 Weeks Low   date	3.86 EUR (2024/04/25)

## All listings for DERICHEBOURG SA

Exchange	Date	Time	Price	Trading volume (mio.)	Number of trades
Tradegate	2024/09/03	09:30	5.035 EUR	0.00	1
Stuttgart	2024/09/03	12:24	4.952 EUR	0.00	4
Munich	2024/09/03	08:04	5.065 EUR	0.00	1
London Stock Exchange European Trade Reporting	2024/09/03	08:59	5.0985 EUR	0.00	1
Frankfurt	2024/09/03	09:59	4.984 EUR	0.00	2

	09/03					
Euronext Paris	2024/ 09/03	12:06	5.01 EUR	0.07	81	
Euronext Milan MTF Trading After Hours	-	-	-	0.00	-	
Duesseldorf	2024/ 09/03	08:11	5.055 EUR	0.00	1	
Berlin	2024/ 09/03	11:55	5.005 EUR	0.00	6	

## Company profile

### Company Logo



### Contact Details

DERICHEBOURG SA

--

Avenue General Michel Bizot 119 75579  
Paris, Cedex 12

Telefon: +33 1 4475 4040

Fax: +33 1 4475 4322

E-mail: [communication@derichebourg.com](mailto:communication@derichebourg.com)

### Company Profile

-

### Board of directors

Daniel Derichebourg	Chairman of Supervisory Board
Boris Derichebourg	Member of Supervisory Board
Catherine Claverie	Member of Supervisory Board
Catherine Ottaway	Member of Supervisory Board
Daniel Goin	Member of Supervisory Board
Francoise Mahiou	Member of Supervisory Board
Matthieu Pigasse	Member of Supervisory Board
Rene Dangel	Member of Supervisory Board
Thomas Derichebourg	Member of Supervisory Board