

SOLSTAD FARSTAD ASA

ISIN: NO0003080608 WKN: -

Overview

2024/04/05 21:59:52

Price

3.09 USD

Difference  104.64% (1.58)

General attributes

ISIN NO0003080608

Symbol SOFF

Exchange FINRA other OTC Issues

Currency USD

Sector Transport

Security type Stock

Market cap (m) 265 EUR

Benchmark NORWAY OSLO BORS ALL SHARE(TRG)

Market data

Bid (Bid size) -

Ask (Ask size) -

Open 3.09 USD

High 3.09 USD

Low 3.09 USD

Close (prev. day) 1.51 USD

VWAP 3.09 USD

Volume (pcs) 120

Trading volume 380.80

Number of trades 2

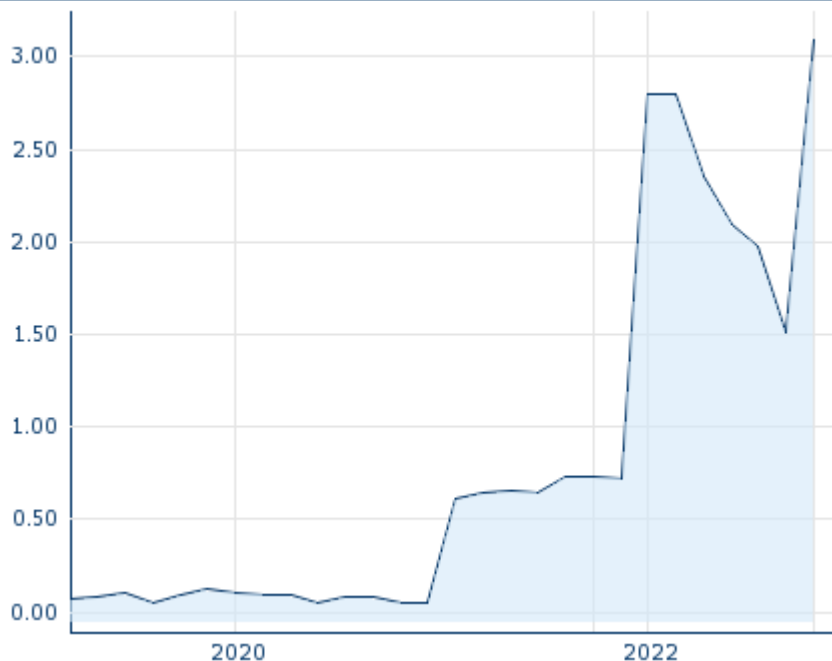
Last size 100

Futures and Options

Related Futures -

Related Options -

5Y













Information about previous performance does not guarantee future performance.

Source: FactSet

Recent research

on sector

Date	Headline	Download
2024/07/24	 Global Equity Ratings	
2024/07/12	 Global Equity Ratings	
2024/06/21	 Global Equity Ratings	
2024/06/14	 Global Equity Ratings	
2024/05/29	 Global Equity Ratings	

Details

2024/04/05 21:59:52

Price

3.09 USD

Difference ▲ 104.64% (1.58)

General attributes

ISIN	NO0003080608
Symbol	SOFF
Exchange	FINRA other OTC Issues
Currency	USD
Sector	Transport
Security type	Stock
Market cap (m)	265 EUR
Benchmark	NORWAY OSLO BORS ALL SHARE(TRG)

Market data

Bid (Bid size)	-
Ask (Ask size)	-
Open	3.09 USD
High	3.09 USD
Low	3.09 USD
Close (prev. day)	1.51 USD
VWAP	3.09 USD
Volume (pcs)	120
Trading volume	380.80
Number of trades	2
Last size	100

Performance and Risk

	6m	1Y	3Y
Perf (%)	-	-	-
Perf (abs.)	-	-	-
Beta	1.69	1.41	1.72
Volatility	-	-	93.37

5Y



Information about previous performance does not guarantee future performance.
Source: FactSet

Price data

Ø price 5 days Ø volume 5 days (pcs.)	- USD (-)
Ø price 30 days Ø volume 30 days (pcs.)	- USD (-)
Ø price 100 days Ø volume 100 days (pcs.)	3.09 USD (1)
Ø price 250 days Ø volume 250 days (pcs.)	3.09 USD (442)
YTD High date	3.09 USD (2024/04/05)
YTD Low date	3.09 USD (2024/04/05)
52 Weeks High date	3.09 USD (2024/04/05)
52 Weeks Low date	3.09 USD (2024/04/05)

All listings for SOLSTAD FARSTAD ASA

Exchange	Date	Time	Price	Trading volume (mio.)	Number of trades
Tradegate	2024/08/07	22:26	3.334 EUR	0.00	1
Stuttgart	2024/08/08	12:01	3.25 EUR	0.00	6
Munich	2024/08/08	08:28	3.348 EUR	0.00	1
London Stock Exchange	2024/06/18	16:25	39.2975 NOK	0.59	1
Frankfurt	2024/08/09	09:10	3.266 EUR	0.00	1

	08					
First North Stockholm	2024/08/ 05	18:00	37.80 NOK	0.30		19
FINRA other OTC Issues	2024/04/ 05	21:59	3.09 USD	0.00		2
Duesseldorf	2024/08/ 08	08:12	3.344 EUR	0.00		1
Berlin	2024/08/ 08	11:54	3.326 EUR	0.00		6

Company profile

Company Logo



Company Profile

-

Contact Details

SOLSTAD FARSTAD

--

Telefon: -

Fax: -

E-mail: -