

## KESKO OYJ CLASS B

ISIN: **FI0009000202** WKN: **KESKOB**

## Overview

2024/04/26 11:10:55

5Y

Price

16.005 EUR

Difference  -3.47% (-0.57)

## General attributes

|                |                 |
|----------------|-----------------|
| ISIN           | FI0009000202    |
| Symbol         | KESKOB          |
| Exchange       | Stuttgart       |
| Currency       | EUR             |
| Sector         | Commerce        |
| Security type  | Stock           |
| Market cap (m) | 4,348 EUR       |
| Benchmark      | OMX HELSINKI 25 |

## Market data

|                   |            |
|-------------------|------------|
| Bid (Bid size)    | - (0)      |
| Ask (Ask size)    | - (0)      |
| Open              | 16.035 EUR |
| High              | 16.12 EUR  |
| Low               | 16.005 EUR |
| Close (prev. day) | 16.58 EUR  |
| VWAP              | -          |
| Volume (pcs)      | 0          |
| Trading volume    | 0.00       |
| Number of trades  | 5          |
| Last size         | 0          |

## Futures and Options

|                 |    |
|-----------------|----|
| Related Futures | 35 |
| Related Options | -  |









## PDF Downloads

Company report: KESKO OYJ CLASS B 

Information about previous performance does not guarantee future performance.

Source: FactSet

## Recent research

| on sector  |   | on market             |   |
|------------|---|-----------------------|---|
| Date       |   | Headline              | Download  |
| 2024/04/26 |  | Global Equity Ratings |  |
| 2024/04/03 |  | Global Equity Ratings |  |
| 2024/03/13 |  | Global Equity Ratings |  |
| 2024/02/22 |  | Global Equity Ratings |  |
| 2024/02/14 |  | Global Equity Ratings |  |

## Details

2024/04/26 11:10:55

**Price**  
16.005 EUR

**Difference** ▼ -3.47% (-0.57)

## General attributes

|                |                 |
|----------------|-----------------|
| ISIN           | FI0009000202    |
| Symbol         | KESKOB          |
| Exchange       | Stuttgart       |
| Currency       | EUR             |
| Sector         | Commerce        |
| Security type  | Stock           |
| Market cap (m) | 4,348 EUR       |
| Benchmark      | OMX HELSINKI 25 |

## Market data

|                   |            |
|-------------------|------------|
| Bid (Bid size)    | - (0)      |
| Ask (Ask size)    | - (0)      |
| Open              | 16.035 EUR |
| High              | 16.12 EUR  |
| Low               | 16.005 EUR |
| Close (prev. day) | 16.58 EUR  |
| VWAP              | -          |
| Volume (pcs)      | 0          |
| Trading volume    | 0.00       |
| Number of trades  | 5          |
| Last size         | 0          |

## Performance and Risk

|             | 6m     | 1Y      | 3Y      |
|-------------|--------|---------|---------|
| Perf (%)    | +3.13% | -22.79% | -38.68% |
| Perf (abs.) | +0.49  | -4.73   | -10.10  |
| Beta        | 0.99   | 0.86    | 0.76    |
| Volatility  | 21.12  | 24.31   | 26.25   |

5Y



Information about previous performance does not guarantee future performance.  
Source: FactSet

## Price data

|   |                         |
|---|-------------------------|
| Ø price 5 days   Ø volume 5 days (pcs.)     | 16.631 EUR (0)          |
| Ø price 30 days   Ø volume 30 days (pcs.)   | 16.962 EUR (0)          |
| Ø price 100 days   Ø volume 100 days (pcs.) | 17.398 EUR (2)          |
| Ø price 250 days   Ø volume 250 days (pcs.) | 17.373 EUR (9)          |
| YTD High   date                             | 18.555 EUR (2024/01/31) |
| YTD Low   date                              | 16.005 EUR (2024/04/26) |
| 52 Weeks High   date                        | 20.870 EUR (2023/04/27) |
| 52 Weeks Low   date                         | 14.895 EUR (2023/10/26) |

## All listings for KESKO OYJ CLASS B

| Exchange        | Date       | Time  | Price      | Trading volume (mio.) | Number of trades |
|-----------------|------------|-------|------------|-----------------------|------------------|
| Tradegate       | 2024/04/26 | 22:26 | 16.065 EUR | 0.00                  | 4                |
| Stuttgart       | 2024/04/26 | 11:10 | 16.005 EUR | 0.00                  | 5                |
| Nasdaq Helsinki | 2024/04/26 | 17:29 | 16.055 EUR | 13.05                 | 3,213            |
| Munich          | 2024/04/26 | 08:11 | 16.13 EUR  | 0.00                  | 2                |

|   |                |       |             |       |   |
|---|----------------|-------|-------------|-------|---|
| London Stock Exchange<br>European Trade Reporting | 2024/<br>04/26 | 17:25 | 15.9675 EUR | 18.55 | 1 |
| Hanover   | 2024/<br>04/26 | 08:00 | 16.00 EUR   | 0.00  | 3 |
| Frankfurt   | 2024/<br>04/26 | 08:08 | 16.02 EUR   | 0.00  | 2 |
| FINRA other OTC Issues                            | 2024/<br>03/21 | 18:59 | 18.915 USD  | 0.01  | 1 |
| Duesseldorf                                       | 2024/<br>04/26 | 08:10 | 15.97 EUR   | 0.00  | 3 |
| Berlin  | 2024/<br>04/26 | 08:12 | 16.02 EUR   | 0.00  | 2 |

## Company profile

### Company Logo



### Contact Details

KESKO OYJ

--

Työpajankatu 12 - 00580 Helsinki

Telefon: +358-10-5311

Fax: +358-9-174-398

E-mail: -

### PDF Downloads

Company report: KESKO OYJ CLASS B [↓](#)

### Company Profile

Kesko Oyj engages in the development, ownership, and management of store network. It operates through following segments: Grocery Trade, Building and Technical Trade, Car Trade, and Common Functions. The Grocery Trade segment comprises wholesale and business to business (B2B) trade of groceries; and retailing of home and specialty goods. The Building and Technical Trade segment focuses on the chains concepts, marketing, purchasing, logistics services, and store site network. The Car Trade segment includes business operations of K-Auto, K-Caara; and AutoCarrera; and importing and marketing of Volkswagen, Audi, SEAT, Porsche passenger cars, and Volkswagen and MAN commercial vehicles. The Common functions segment refers to the s group support functions. The company was founded on October 14, 1940 and is headquartered in Helsinki, Finland.

### Members of Management Board

|                    |                               |
|--------------------|-------------------------------|
| Jorma Rauhala      | Chairman of Managing Board    |
| Ari Akseli         | Member of Executive Committee |
| Jukka Erlund       | Member of Executive Committee |
| Karoliina Partanen | Member of Executive Committee |
| Matti Mettälä      | Member of Executive Committee |
| Riikka Joukio      | Member of Executive Committee |

### Board of directors

|                                |                               |
|--------------------------------|-------------------------------|
| Esa Mikael Kiiskinen           | Chairman of Supervisory Board |
| Piia Karhu                     | Member of Supervisory Board   |
| Timo Olavi Ritakallio          | Member of Supervisory Board   |
| Jannica Charlotta E. Fagerholm | Member of Supervisory Board   |
| Jussi Perälä                   | Member of Supervisory Board   |
| Pauli Jaakola                  | Member of Supervisory Board   |
| Peter Thor Fagernäs            | Member of Supervisory Board   |