

EURO STOXX 50

ISIN: EU0009658145 WKN: -

Overview

2024/05/07 17:50:00

Price

5,016.10 EURDifference  1.19% (59.14)

General attributes

ISIN EU0009658145

Symbol -

Country Europe

Instruments in index 50

Type of index Price Index

Security type Index

Market data

Open 4,969.82 EUR

High 5,016.71 EUR

Low 4,967.81 EUR

Close (prev. day) 4,956.96 EUR

Trading volume (m) 289,152,159

Volume (pcs) 7,648,645,539

Top 5

Name 	Price	+ - (%)	Trend 
INFINEON T...	36.385	+12.93	
ADYEN NV	1,215.00	+3.25	
ESSILORLUX...	204.80	+3.23	
PERNOD RIC...	145.65	+3.08	
BNP PARIBA...	69.60	+2.01	

Intraday 1W 1M 6m 1Y 3Y

Flop 5

Name 	Price	+ - (%) 	Trend 
ADIDAS AG	222.10	-1.33	
PROSUS N.V...	33.22	-1.32	
TOTALENERG...	67.07	-0.28	
STELLANTIS...	20.20	-0.17	
DEUTSCHE T...	21.72	-0.09	










Intraday 1W 1M 6m 1Y 3Y



Information about previous performance does not guarantee future performance.

Source: FactSet

Recent research

on market		
Date	Headline	Download
2024/04/26	 Global Equity Ratings	
2024/04/03	 Global Equity Ratings	
2024/03/26	 Global Strategy 2Q 2024	
2024/03/13	 Global Equity Ratings	
2024/02/22	 Global Equity Ratings	

Futures and Options

Related Futures 53

Related Options -

Details

2024/05/07 17:50:00

Price

5,016.10 EURDifference  1.19% (59.14)

General attributes

ISIN EU0009658145

Symbol -

Country Europe

Security type Index

Instruments in index 50

Market data

Open 4,969.82 EUR

High 5,016.71 EUR

Low 4,967.81 EUR

Close (prev. day) 4,956.96 EUR

Trading volume (m) 289,152,159

Volume (pcs) 7,648,645,539

Performance and Risk

	6m	1Y	3Y
Perf (%)	+20.77%	+15.57%	+24.34%
Perf (abs.)	+862.73	+675.67	+981.85
Beta	-	-	-
Volatility	10.38	12.21	17.85



5Y

Information about previous performance does not guarantee future performance.
Source: FactSet

Price data

Ø price 5 days Ø volume 5 days (pcs.)	4,941.27 EUR (298,728,227)
Ø price 30 days Ø volume 30 days (pcs.)	4,981.47 EUR (262,295,405)
Ø price 100 days Ø volume 100 days (pcs.)	4,792.81 EUR (258,591,725)
Ø price 250 days Ø volume 250 days (pcs.)	4,482.81 EUR (264,522,216)
YTD High date	5,121.71 EUR (2024/04/02)
YTD Low date	4,380.97 EUR (2024/01/17)
52 Weeks High date	5,121.71 EUR (2024/04/02)
52 Weeks Low date	3,993.10 EUR (2023/10/23)

Composition

Name ISIN	Price	Diff % Diff +/-	Performance	Date Time	Turnover Pc. Turnover Money
ADIDAS AG DE000A1EWWW0	222.10	-1.33% -3.00		24/05/07 17:35:02	427,458 95,103,696.40
ADYEN NV NL0012969182	1,215.00	3.25% 38.20	█	24/05/07 17:35:27	118,799 143,916,977.00
AIR LIQUIDE SA FR0000120073	183.98	1.14% 2.08	█	24/05/07 17:38:03	514,727 94,257,365.00
AIRBUS SE NL0000235190	158.86	1.40% 2.20	█	24/05/07 17:38:13	1,009,859 160,112,800.00
ALLIANZ SE DE0008404005	272.50	1.23% 3.30	█	24/05/07 17:38:45	771,108 209,729,110.70
ANHEUSER-BUSCH INBEV SA BE0974293251	56.54	1.91% 1.06	█	24/05/07 17:39:53	2,145,430 120,980,244.00
ASML HOLDING N.V. NL0010273215	854.20	0.90% 7.60	█	24/05/07 17:39:20	417,265 355,880,481.00
AXA S.A. FR0000120628	32.64	1.33% 0.43	█	24/05/07 17:35:27	3,087,512 100,693,509.00
BANCO BILBAO VIZCA ES0113211835	10.195	3.61% 0.36	█	24/05/07 17:35:37	17,398,582 176,107,034.56
BANCO SANTANDER SA ES0113900J37	4.728	3.45% 0.16	█	24/05/07 17:39:21	48,974,273 229,035,689.53
BASF SE DE000BASF111	50.08	1.21% 0.60	█	24/05/07 17:35:30	3,392,286 169,464,350.85
BAYER AG DE000BAY0017	28.485	1.51% 0.43	█	24/05/07 17:38:56	3,346,510 95,094,591.52
BAYERISCHE MOTOREN WERKE ... DE0005190003	104.20	1.12% 1.15	█	24/05/07 17:35:13	1,024,845 106,374,160.55
BNP PARIBAS S.A. FR0000131104	69.60	2.01% 1.37	█	24/05/07 17:36:13	2,449,417 170,106,343.00
COMPAGNIE DE SAINT-GOBAIN... FR0000125007	78.40	0.82% 0.64	█	24/05/07 17:35:04	983,906 77,181,437.00
DANONE S.A. FR0000120644	58.72	1.07% 0.62	█	24/05/07 17:35:30	1,012,483 59,367,171.00
DEUTSCHE BOERSE AG DE0005810055	187.05	1.52% 2.80	█	24/05/07 17:35:24	267,246 49,817,092.75
DEUTSCHE POST AG DE0005552004	38.59	0.44% 0.17		24/05/07 17:37:40	4,194,999 161,688,288.61
DEUTSCHE TELEKOM AG DE0005557508	21.72	-0.09% -0.02		24/05/07 17:35:05	5,872,430 127,392,367.78
ENEL SPA EUR1 IT0003128367	6.384	0.00% 0.00		24/05/07 17:44:59	23,347,480 148,602,805.00
ENI SPA IT0003132476	14.968	0.00% 0.00		24/05/07 17:44:59	5,907,979 88,233,045.00
ESSILORLUXOTTICA FR0000121667	204.80	3.23% 6.40	█	24/05/07 17:36:17	531,888 108,132,522.00
FERRARI N.V. NL0011585146	378.80	0.00% 0.00		24/05/07 17:44:59	1,062,377 407,813,560.00

HERMES INTERNATIONAL SA FR0000052292	2,294.00	0.88% 20.00		24/05/07 17:35:49	44,432 101,529,309.00
IBERDROLA SA EUR0.75 ES0144580Y14	11.895	2.10% 0.25		24/05/07 17:35:25	10,155,209 120,345,123.27
INDUSTRIA DE DISENO TEXTI... ES0148396007	43.06	0.87% 0.37		24/05/07 17:35:25	2,086,581 89,758,380.59
INFINEON TECHNOLOGIES AG DE0006231004	36.385	12.93% 4.17		24/05/07 17:44:10	16,361,129 581,811,680.45
ING GROEP N.V. NL0011821202	16.128	0.71% 0.11		24/05/07 17:39:42	11,932,610 192,059,487.00
INTESA SANPAOLO SPA IT0000072618	3.5985	0.00% 0.00		24/05/07 17:44:59	79,494,637 285,323,257.00
KERING S.A. FR0000121485	329.85	0.93% 3.05		24/05/07 17:35:07	161,531 53,033,482.00