

EURO STOXX 50

ISIN: EU0009658145 WKN: -

Overview

2024/04/26 16:25:15

Price

5,015.16 EURDifference  1.54% (76.15)

General attributes

ISIN EU0009658145

Symbol -

Country Europe

Instruments in index 50

Type of index Price Index

Security type Index

Market data

Open 4,950.22 EUR

High 5,015.16 EUR

Low 4,950.22 EUR

Close (prev. day) 4,939.01 EUR

Trading volume (m) 139,747,025

Volume (pcs) 3,626,334,472

Top 5

Name 	Price	+ - (%)	Trend 
COMPAGNIE ...	74.96	+6.48	
KERING S.A...	340.30	+3.97	
PROSUS N.V...	31.895	+3.52	
ASML HOLDI...	859.80	+3.33	
ADYEN NV	1,194.60	+3.25	

Intraday 1W 1M 6m 1Y 3Y

Flop 5

Name 	Price	+ - (%)	Trend 
BASF SE	48.815	-4.27	
MÜNCHENER ...	412.00	-2.65	
DANONE S.A...	58.46	-1.42	
BNP PARIBA...	67.49	-1.27	
AIRBUS SE	156.96	-0.98	








5Y



Information about previous performance does not guarantee future performance.

Source: FactSet

Recent research

on market			
Date		Headline	Download
2024/04/26		Global Equity Ratings	
2024/04/03		Global Equity Ratings	
2024/03/26		Global Strategy 2Q 2024	
2024/03/13		Global Equity Ratings	
2024/02/22		Global Equity Ratings	

Intraday 1W 1M 6m 1Y 3Y

Futures and Options

Related Futures 53

Related Options -

Details

2024/04/26 16:25:15

Price

5,015.16 EUR

Difference ▲ 1.54% (76.15)

General attributes

ISIN EU0009658145

Symbol -

Country Europe

Security type Index

Instruments in index 50

Market data

Open 4,950.22 EUR

High 5,015.16 EUR

Low 4,950.22 EUR

Close (prev. day) 4,939.01 EUR

Trading volume (m) 139,747,025

Volume (pcs) 3,626,334,472

Performance and Risk

	6m	1Y	3Y
Perf (%)	+21.25%	+12.82%	+23.06%
Perf (abs.)	+865.66	+561.16	+925.67
Beta	-	-	-
Volatility	10.28	12.13	17.86



Information about previous performance does not guarantee future performance.
Source: FactSet

Price data

Ø price 5 days Ø volume 5 days (pcs.)	4,958.40 EUR (306,768,196)
Ø price 30 days Ø volume 30 days (pcs.)	5,001.23 EUR (269,823,590)
Ø price 100 days Ø volume 100 days (pcs.)	4,757.65 EUR (260,519,568)
Ø price 250 days Ø volume 250 days (pcs.)	4,463.01 EUR (262,572,930)
YTD High date	5,121.71 EUR (2024/04/02)
YTD Low date	4,380.97 EUR (2024/01/17)
52 Weeks High date	5,121.71 EUR (2024/04/02)
52 Weeks Low date	3,993.10 EUR (2023/10/23)

Composition

Name ISIN	Price	Diff % Diff +/-	Performance	Date Time	Turnover Pc. Turnover Money
ADIDAS AG DE000A1EWWW0	230.40	1.77% 4.00		24/04/26 16:25:04	159,458 36,247,943.40
ADYEN NV NL0012969182	1,194.60	3.25% 37.60		24/04/26 16:25:21	115,479 136,968,259.00
AIR LIQUIDE SA FR0000120073	185.06	0.78% 1.44		24/04/26 16:25:21	169,481 31,064,413.00
AIRBUS SE NL0000235190	156.94	-1.00% -1.58		24/04/26 16:25:22	804,877 124,886,011.00
ALLIANZ SE DE0008404005	265.50	1.07% 2.80		24/04/26 16:25:22	346,381 91,492,241.50
ANHEUSER-BUSCH INBEV SA BE0974293251	56.20	0.25% 0.14		24/04/26 16:25:22	510,059 28,430,920.00
ASML HOLDING N.V. NL0010273215	859.70	3.33% 27.70		24/04/26 16:25:21	275,086 234,375,532.00
AXA S.A. FR0000120628	33.94	0.41% 0.14		24/04/26 16:25:11	1,571,959 53,326,033.00
BANCO BILBAO VIZCA ES0113211835	10.505	-0.43% -0.05		24/04/25 17:39:01	9,156,861 96,556,387.01
BANCO SANTANDER SA ES0113900J37	4.748	-0.66% -0.03		24/04/25 17:39:56	31,220,707 148,844,487.85
BASF SE DE000BASF111	48.815	-4.27% -2.17		24/04/26 16:25:21	3,743,036 181,048,869.57
BAYER AG DE000BAY0017	27.525	2.34% 0.63		24/04/26 16:25:20	2,947,682 80,595,609.08
BAYERISCHE MOTOREN WERKE ... DE0005190003	107.05	1.90% 2.00		24/04/26 16:25:21	305,198 32,370,151.90
BNP PARIBAS S.A. FR0000131104	67.49	-1.27% -0.87		24/04/26 16:25:21	1,030,692 69,680,133.00
COMPAGNIE DE SAINT-GOBAIN... FR0000125007	74.96	6.48% 4.56		24/04/26 16:25:22	1,067,407 79,192,013.00
DANONE S.A. FR0000120644	58.46	-1.42% -0.84		24/04/26 16:25:11	453,459 26,087,231.00
DEUTSCHE BOERSE AG DE0005810055	183.50	1.13% 2.05		24/04/26 16:24:57	132,799 24,256,967.80
DEUTSCHE POST AG DE0005552004	38.88	2.32% 0.88		24/04/26 16:25:10	984,809 38,039,401.44
DEUTSCHE TELEKOM AG DE0005557508	21.84	0.78% 0.17		24/04/26 16:25:21	3,699,471 80,442,775.12
ENEL SPA EUR1 IT0003128367	6.126	1.09% 0.07		24/04/26 16:25:21	12,813,710 78,178,639.00
ENI SPA IT0003132476	15.318	0.42% 0.06		24/04/26 16:25:20	5,659,740 86,662,407.00
ESSILORLUXOTTICA FR0000121667	203.40	0.89% 1.80		24/04/26 16:25:21	122,618 24,486,839.00
FERRARI N.V. NL0011585146	393.90	1.99% 7.70		24/04/26 16:25:21	146,244 56,932,532.00

HERMES INTERNATIONAL SA FR0000052292	2,345.00	2.09% 48.00		24/04/26 16:25:21	22,500 51,918,145.00
IBERDROLA SA EUR0.75 ES0144580Y14	11.46	-0.61% -0.07		24/04/25 17:35:07	13,020,999 149,642,025.14
INDUSTRIA DE DISENO TEXTI... ES0148396007	44.70	-1.08% -0.49		24/04/25 17:40:47	3,006,151 135,208,959.56
INFINEON TECHNOLOGIES AG DE0006231004	33.14	1.78% 0.58		24/04/26 16:25:21	2,824,068 92,868,454.22
ING GROEP N.V. NL0011821202	14.934	1.63% 0.24		24/04/26 16:25:21	3,607,853 53,429,624.00
INTESA SANPAOLO SPA IT0000072618	3.5535	1.44% 0.05		24/04/26 16:25:21	37,489,811 132,670,408.00
KERING S.A. FR0000121485	340.30	3.97% 13.00		24/04/26 16:25:12	136,395 45,827,204.00