

EURO STOXX 50

ISIN: EU0009658145 WKN: -

Overview

2024/04/24 16:53:00

Price

4,988.65 EURDifference  -0.39% (-19.52)

General attributes

ISIN EU0009658145

Symbol -

Country Europe

Instruments in index 50

Type of index Price Index

Security type Index

Market data

Open 5,004.91 EUR

High 5,031.84 EUR




Low 4,988.03 EUR

Close (prev. day) 5,008.17 EUR

Trading volume (m) 186,185,393

Volume (pcs) 4,103,835,557

Top 5

Name 	Price	+ - (%) 	Trend 
INFINEON T...	31.45	+5.52	
SCHNEIDER ...	212.60	+1.65	
PROSUS N.V...	31.295	+1.31	
ASML HOLDI...	841.90	+0.91	
SAP SE	176.10	+0.71	

Intraday 1W 1M 6m 1Y 3Y

Flop 5

Name 	Price	+ - (%) 	Trend 
KERING S.A...	328.20	-6.28	
DEUTSCHE B...	181.80	-3.43	
AXA S.A.	34.02	-2.58	
AIR LIQUID...	185.88	-2.46	
NORDEA BAN...	11.00	-2.31	

Intraday 1W 1M 6m 1Y 3Y

5Y



Information about previous performance does not guarantee future performance.

Source: FactSet

Recent research

on market

Date	Headline	Download
2024/04/03	 Global Equity Ratings	
2024/03/26	 Global Strategy 2Q 2024	
2024/03/13	 Global Equity Ratings	
2024/02/22	 Global Equity Ratings	
2024/02/14	 Global Equity Ratings	

Futures and Options

Related Futures 53

Related Options -

Details

2024/04/24 16:53:00

Price

4,988.65 EURDifference  **-0.39%** (-19.52)

General attributes

ISIN EU0009658145

Symbol -

Country Europe

Security type Index

Instruments in index 50

Market data

Open 5,004.91 EUR

High 5,031.84 EUR

Low 4,988.03 EUR

Close (prev. day) 5,008.17 EUR

Trading volume (m) 186,185,393

Volume (pcs) 4,103,835,557

Performance and Risk

	6m	1Y	3Y
Perf (%)	+23.91%	+13.60%	+24.79%
Perf (abs.)	+966.42	+599.58	+994.83
Beta	-	-	-
Volatility	10.17	12.12	17.87



5Y

Information about previous performance does not guarantee future performance.
Source: FactSet

Price data

Ø price 5 days Ø volume 5 days (pcs.)	4,942.76 EUR (291,813,600)
Ø price 30 days Ø volume 30 days (pcs.)	5,003.54 EUR (273,046,327)
Ø price 100 days Ø volume 100 days (pcs.)	4,747.42 EUR (260,960,293)
Ø price 250 days Ø volume 250 days (pcs.)	4,457.65 EUR (262,473,259)
YTD High date	5,121.71 EUR (2024/04/02)
YTD Low date	4,380.97 EUR (2024/01/17)
52 Weeks High date	5,121.71 EUR (2024/04/02)
52 Weeks Low date	3,993.10 EUR (2023/10/23)

Composition

Name ISIN	Price	Diff % Diff +/-	Performance	Date Time	Turnover Pc. Turnover Money
ADIDAS AG DE000A1EWWW0	228.00	0.04% 0.10		24/04/24 16:52:46	217,626 50,014,480.90
ADYEN NV NL0012969182	1,412.00	0.17% 2.40		24/04/24 16:53:06	39,264 55,655,071.00
AIR LIQUIDE SA FR0000120073	185.88	-2.46% -4.68		24/04/24 16:53:06	466,537 87,672,380.00
AIRBUS SE NL0000235190	162.50	-0.14% -0.22		24/04/24 16:53:09	345,392 56,525,666.00
ALLIANZ SE DE0008404005	265.40	-1.89% -5.10		24/04/24 16:52:59	528,263 141,526,159.50
ANHEUSER-BUSCH INBEV SA BE0974293251	55.94	0.18% 0.10		24/04/24 16:52:54	723,841 40,587,719.00
ASML HOLDING N.V. NL0010273215	842.00	0.92% 7.70		24/04/24 16:53:14	279,691 238,202,559.00
AXA S.A. FR0000120628	34.02	-2.58% -0.90		24/04/24 16:53:00	2,300,178 78,949,744.00
BANCO BILBAO VIZCA ES0113211835	10.66	2.21% 0.23		24/04/23 17:41:56	10,338,467 109,570,795.23
BANCO SANTANDER SA ES0113900J37	4.7475	1.72% 0.08		24/04/23 17:42:42	117,593,016 554,190,898.72
BASF SE DE000BASF111	51.18	0.20% 0.10		24/04/24 16:53:14	2,044,879 104,710,047.08
BAYER AG DE000BAY0017	26.945	-1.46% -0.40		24/04/24 16:53:01	1,289,677 35,016,408.22
BAYERISCHE MOTOREN WERKE ... DE0005190003	106.40	-0.05% -0.05		24/04/24 16:53:00	420,197 44,684,345.60
BNP PARIBAS S.A. FR0000131104	67.40	-0.96% -0.65		24/04/24 16:52:58	1,248,732 84,713,866.00
COMPAGNIE DE SAINT-GOBAIN... FR0000125007	70.56	0.14% 0.10		24/04/24 16:53:02	389,797 27,599,073.00
DANONE S.A. FR0000120644	59.66	0.10% 0.06		24/04/24 16:53:12	431,023 25,630,053.00
DEUTSCHE BOERSE AG DE0005810055	181.80	-3.43% -6.45		24/04/24 16:53:04	440,013 81,454,437.25
DEUTSCHE POST AG DE0005552004	38.39	-1.69% -0.66		24/04/24 16:52:48	993,870 38,526,484.67
DEUTSCHE TELEKOM AG DE0005557508	21.68	-0.32% -0.07		24/04/24 16:53:11	5,350,206 116,483,155.34
ENEL SPA EUR1 IT0003128367	6.056	-1.05% -0.06		24/04/24 16:53:12	15,429,287 93,945,345.00
ENI SPA IT0003132476	15.242	-1.79% -0.28		24/04/24 16:53:05	9,062,864 139,063,958.00
ESSILORLUXOTTICA FR0000121667	204.70	-0.05% -0.10		24/04/24 16:52:30	335,344 67,878,637.00
FERRARI N.V. NL0011585146	395.00	0.05% 0.20		24/04/24 16:52:32	147,579 58,223,592.00

HERMES INTERNATIONAL SA FR0000052292	2,351.00	-0.17% -4.00		24/04/24 16:53:12	29,778 70,391,489.00
IBERDROLA SA EUR0.75 ES0144580Y14	11.54	0.79% 0.09		24/04/23 17:43:07	7,641,730 88,088,486.67
INDUSTRIA DE DISENO TEXTI... ES0148396007	46.03	3.09% 1.38		24/04/23 17:44:26	19,083,663 862,097,470.20
INFINEON TECHNOLOGIES AG DE0006231004	31.45	5.52% 1.65		24/04/24 16:53:14	5,906,676 188,308,284.57
ING GROEP N.V. NL0011821202	14.64	-1.37% -0.20		24/04/24 16:53:13	7,621,826 112,691,958.00
INTESA SANPAOLO SPA IT0000072618	3.5085	-0.31% -0.01		24/04/24 16:53:14	74,246,141 262,993,510.00
KERING S.A. FR0000121485	328.20	-6.28% -22.00		24/04/24 16:53:12	590,731 190,626,742.00