

EURO STOXX 50

ISIN:

EU0009658145

WKN: -

Overview

2021/05/07 17:50:00

Price

4,034.25 EUR

Difference



0.87% (34.81)

General attributes

ISIN EU0009658145

Symbol -

Country Europe

Instruments in index 50

Type of index Price Index

Security type Index

Market data

Open 3,999.93 EUR

High 4,034.25 EUR

Low 3,999.93 EUR

Close (prev. day) 3,999.44 EUR

Trading volume (m) 274,965,911

Volume (pcs) 7,125,442,496

Top 5

Name	Price	+ - (%)	Trend
ADIDAS AG	280.60	+8.42	
INFINEON T...	32.50	+3.62	
SIEMENS AG	144.28	+2.95	
ASML HOLDI...	543.90	+2.66	
MÜNCHENER ...	248.70	+1.88	

Intraday 1W 1M 6m 1Y 3Y

Flop 5

Name	Price	+ - (%)	Trend
AXA S.A.	22.73	-5.92	
DEUTSCHE P...	51.00	-0.97	
VOLKSWAGEN...	210.75	-0.78	
ANHEUSER-B...	61.28	-0.75	
BNP PARIBA...	54.78	-0.24	

Intraday 1W 1M 6m 1Y 3Y

5Y



Information about previous performance does not guarantee future performance.

Source: FactSet

Recent research

on market

Date	Headline	Download
2021/04/08	Global Equity Ratings	
2021/04/01	Global Equity Ratings	
2021/03/23	Global Strategy Q2 2021	
2021/03/03	Global Equity Ratings	
2021/02/15	Global Equity Ratings	

Futures and Options

Related Futures 53

Related Options -

Details

2021/05/07 17:50:00

Price

4,034.25 EUR

Difference



0.87% (34.81)

General attributes

ISIN EU0009658145

Symbol -

Country Europe

Security type Index

Instruments in index 50

Market data

Open 3,999.93 EUR

High 4,034.25 EUR

Low 3,999.93 EUR

Close (prev. day) 3,999.44 EUR

Trading volume (m) 274,965,911

Volume (pcs) 7,125,442,496

Performance and Risk

	6m	1Y	3Y
Perf (%)	+25.91%	+40.05%	+13.19%
Perf (abs.)	+830.20	+1,153.65	+470.06
Beta	-	-	-
Volatility	15.79	20.36	21.68



5Y

Information about previous performance does not guarantee future performance.






Source: FactSet

Price data

Ø price 5 days Ø volume 5 days (pcs.)	3,992.31 EUR (299,671,715)
Ø price 30 days Ø volume 30 days (pcs.)	3,971.16 EUR (265,556,124)
Ø price 100 days Ø volume 100 days (pcs.)	3,750.81 EUR (333,919,163)
Ø price 250 days Ø volume 250 days (pcs.)	3,467.14 EUR (393,039,129)
YTD High date	4,040.88 EUR (2021/04/19)
YTD Low date	3,473.76 EUR (2021/01/28)
52 Weeks High date	4,040.88 EUR (2021/04/19)
52 Weeks Low date	2,708.07 EUR (2020/05/14)

Composition

Name  ISIN	Price	Diff %  Diff +/-	Performance 	Date Time	Turnover Pc.  Turnover Money 
ADIDAS AG DE000A1EWWW0	280.60	8.42% 21.80		21/05/07 17:42:26	1,696,760 473,788,142.20
ADYEN NV NL0012969182	1,913.00	1.28% 24.20		21/05/07 17:36:07	78,771 149,689,888.00
AIR LIQUIDE SA FR0000120073	143.28	0.04% 0.06		21/05/07 17:36:59	623,150 89,282,579.00
AIRBUS GROUP SE NL0000235190	98.37	1.67% 1.62		21/05/07 17:36:10	1,139,121 111,666,204.00
ALLIANZ SE DE0008404005	214.35	0.78% 1.65		21/05/07 17:35:18	841,041 180,523,513.15
AMADEUS IT GROUP ES0109067019	59.02	3.51% 2.00		21/05/07 17:38:00	831,590 49,021,965.84
ANHEUSER-BUSCH INB BE0974293251	61.28	-0.75% -0.46		21/05/07 17:35:13	1,301,327 79,964,081.00
ASML HOLDING N.V. NL0010273215	543.90	2.66% 14.10		21/05/07 17:35:18	674,120 362,936,717.00
AXA S.A. FR0000120628	22.73	-5.92% -1.43		21/05/07 17:36:56	6,671,632 151,858,863.00
BANCO SANTANDER SA ES0113900J37	3.216	-0.08% -0.00		21/05/07 17:38:00	54,488,970 175,622,437.20
BASF SE DE000BASF111	70.38	0.23% 0.16		21/05/07 17:35:11	2,075,253 146,120,232.47
BAYER AG DE000BAY0017	54.13	0.41% 0.22		21/05/07 17:36:07	2,178,910 117,609,697.72
BAYERISCHE MOTOREN WERKE ... DE0005190003	83.64	0.30% 0.25		21/05/07 17:35:47	1,393,615 116,944,451.31
BNP PARIBAS S.A. FR0000131104	54.78	-0.24% -0.13		21/05/07 17:36:56	3,801,996 208,300,200.00
CRH ORD EUR 0.32 (CDI) IE0001827041	42.08	0.86% 0.36		21/05/07 22:26:26	1,443 60,623.88
DAIMLER AG DE0007100000	73.41	0.92% 0.67		21/05/07 17:36:15	3,682,025 269,088,996.99
DANONE S.A. FR0000120644	59.16	0.29% 0.17		21/05/07 17:35:08	1,353,397 79,962,447.00
DEUTSCHE BOERSE AG DE0005810055	141.10	1.88% 2.60		21/05/07 17:35:09	315,804 44,445,999.85
DEUTSCHE POST AG DE0005552004	51.00	-0.97% -0.50		21/05/07 17:41:57	4,563,631 232,951,301.08
DEUTSCHE TELEKOM AG DE0005557508	16.534	0.01% 0.00		21/05/07 17:40:08	6,886,014 113,852,639.95
ENEL SPA EUR1 IT0003128367	8.268	0.01% 0.00		21/05/07 17:36:07	31,076,848 255,262,879.00
ENGIE S.A. FR0010208488	12.612	0.65% 0.08		21/05/07 17:35:09	4,341,165 54,714,626.00
ENI SPA IT0003132476	10.32	-0.06% -0.01		21/05/07 17:36:46	11,658,214 120,219,661.00
ESSILORLUXOTTICA FR0000121667	140.70	1.03% 1.44		21/05/07 17:36:07	384,262 53,894,981.00
FLUTTER ENTERTAINMENT PLC IE00BWT6H894	169.65	0.06% 0.10		21/05/07 22:26:37	27 4,583.40

IBERDROLA SA EUR0.75 ES0144580Y14	11.52	1.59% 0.18		21/05/07 17:38:00	7,130,747 81,921,857.20
INDUSTRIA DE DISENO TEXTI... ES0148396007	30.78	-1.16% -0.36		21/05/07 17:38:00	2,428,510 74,851,407.94
INFINEON TECHNOLOGIES AG DE0006231004	32.50	3.62% 1.14		21/05/07 17:35:16	6,558,732 210,877,717.73
ING GROEP N.V. NL0011821202	10.814	0.17% 0.02		21/05/07 17:35:03	17,042,475 184,093,685.00
INTESA SANPAOLO S.P.A. NP... IT0000072618	2.362	0.13% 0.00		21/05/07 17:39:18	86,752,026 204,804,253.00
KERING S.A. FR0000121485	695.10	0.70% 4.80		21/05/07 17:36:07	170,915 118,598,530.00
KON AHOLD DELHAIZE NL0011794037	23.055	0.94% 0.22		21/05/07 17:39:17	3,337,015 76,995,685.00
KONE OYJ FI0009013403	68.10	1.19% 0.80		21/05/07 17:29:50	650,711 44,278,700.25
KONINKLIJKE PHILIPS NV NL0000009538	48.07	0.50% 0.24		21/05/07 17:36:17	1,516,784 72,879,315.00
L'OREAL S.A. FR0000120321	349.90	0.65% 2.25		21/05/07 17:37:58	350,743 122,474,766.00
LINDE PLC COM EUR0.001 IE00BZ12WP82	246.40	0.37% 0.90		21/05/07 17:41:20	801,554 197,507,578.85
LVMH MOET HENNESSY LOUIS ... FR0000121014	631.40	0.98% 6.10		21/05/07 17:35:15	342,019 214,787,737.00
MÜNCHENER RÜCKVERSICHERUN... DE0008430026	248.70	1.88% 4.60		21/05/07 17:35:10	489,834 121,456,642.05
PERNOD RICARD S.A. FR0000120693	174.15	-0.11% -0.20		21/05/07 17:35:17	257,827 44,926,399.00
PROSUS N.V. NL0013654783	89.74	1.86% 1.64		21/05/07 17:35:24	1,174,604 104,576,852.00
SAFRAN SA FR0000073272	125.20	1.54% 1.90		21/05/07 17:35:18	603,866 75,497,302.00
SANOFI S.A. FR0000120578	85.44	1.35% 1.14		21/05/07 17:36:13	1,463,915 124,630,998.00
SAP SE DE0007164600	117.36	0.81% 0.94		21/05/07 17:41:20	1,663,545 194,808,192.46
SCHNEIDER ELECTRIC SE FR0000121972	134.96	0.58% 0.78		21/05/07 17:35:02	583,245 78,597,851.00
SIEMENS AG DE0007236101	144.28	2.95% 4.14		21/05/07 17:44:59	1,820,935 261,929,152.26
TOTAL SA FR0000120271	39.05	-0.23% -0.09		21/05/07 17:37:11	5,581,911 218,242,723.00
VINCI SA FR0000125486	95.69	0.64% 0.61		21/05/07 17:39:19	843,082 80,405,450.00
VIVENDI SA FR0000127771	29.82	0.54% 0.16		21/05/07 17:36:07	2,819,162 83,991,810.00
VOLKSWAGEN AG VZ DE0007664039	210.75	-0.78% -1.65		21/05/07 17:36:27	1,568,907 330,113,686.70
VONOVIA SE DE000A1ML7J1	51.82	0.04% 0.02		21/05/07 17:36:07	2,453,991 126,412,314.64