

## TOMA CZK1000

ISIN: CZ0005088559

WKN: -

## Overview

2024/09/17 09:47:19

Price

1,360.00 CZK

Difference  0.00% (0.00)

## General attributes

ISIN	CZ0005088559
Symbol	TOMA
Exchange	Prague Stock Exchange
Currency	CZK
Sector	-
Security type	Stock
Market cap (m)	80 EUR
Benchmark	PX INDEX

## Market data

Bid (Bid size)	-
Ask (Ask size)	-
Open	1,360.00 CZK
High	1,360.00 CZK
Low	1,360.00 CZK
Close (prev. day)	1,360.00 CZK
VWAP	1,360.00 CZK
Volume (pcs)	899
Trading volume	1,222,640.00
Number of trades	1
Last size	899

## Futures and Options

Related Futures	-
Related Options	-

1,361.00

1,360.75

1,360.50

1,360.25

1,360.00

1,359.75

1,359.50

1,359.25

1,359.00











17.09.

5Y

Information about previous performance does not guarantee future performance.

Source: FactSet

## Recent research

on market		
Date	Headline	Download
2024/09/18	 Akciové trhy - denní zpráva	
2024/09/17	 Akciové trhy - denní zpráva	
2024/09/17	 GEVORKYAN Podniková analýza	
2024/09/16	 Akciové trhy - denní zpráva	
2024/09/13	 Akciové trhy - denní zpráva	

## Details

2024/09/17 09:47:19

Price

1,360.00 CZK

Difference ➔ 0.00% (0.00)

## General attributes

ISIN	CZ0005088559
Symbol	TOMA
Exchange	Prague Stock Exchange
Currency	CZK
Sector	-
Security type	Stock
Market cap (m)	80 EUR
Benchmark	PX INDEX

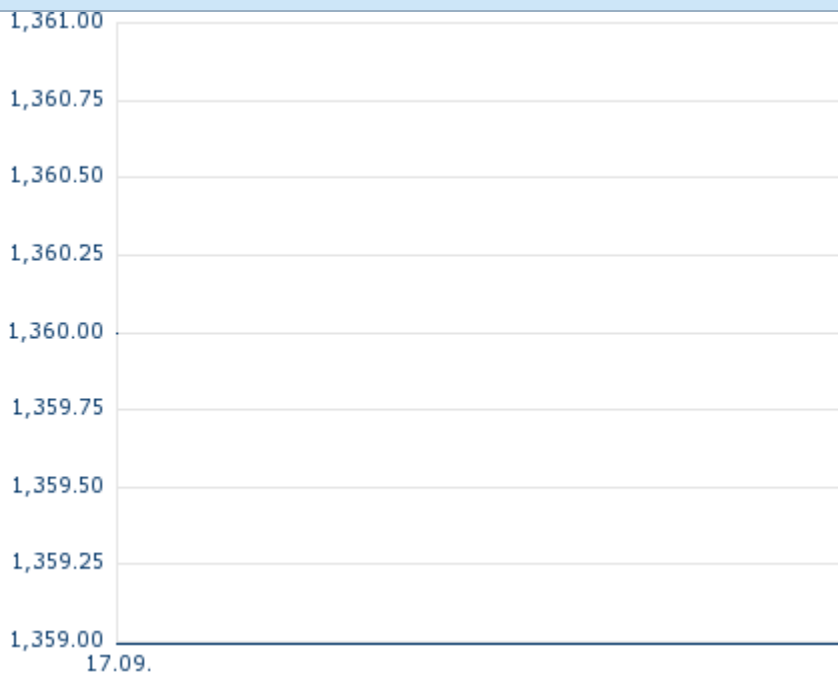
## Market data

Bid (Bid size)	-
Ask (Ask size)	-
Open	1,360.00 CZK
High	1,360.00 CZK
Low	1,360.00 CZK
Close (prev. day)	1,360.00 CZK
VWAP	1,360.00 CZK
Volume (pcs)	899
Trading volume	1,222,640.00
Number of trades	1
Last size	899

## Performance and Risk

	6m	1Y	3Y
Perf (%)	-2.16%	-2.16%	+6.25%
Perf (abs.)	-30.00	-30.00	+80.00
Beta	-	-	-
Volatility	28.36	28.92	33.41

5Y



Information about previous performance does not guarantee future performance.  
Source: FactSet

## Price data

Ø price 5 days   Ø volume 5 days (pcs.)	- CZK (-)
Ø price 30 days   Ø volume 30 days (pcs.)	1,344.17 CZK (47)
Ø price 100 days   Ø volume 100 days (pcs.)	1,354.86 CZK (32)
Ø price 250 days   Ø volume 250 days (pcs.)	1,365.31 CZK (25)
YTD High   date	1,430.00 CZK (2024/03/04)
YTD Low   date	1,300.00 CZK (2024/05/21)
52 Weeks High   date	1,430.00 CZK (2024/03/04)
52 Weeks Low   date	1,300.00 CZK (2024/05/21)

## All listings for TOMA CZK1000

Exchange <span>⊕</span>	Date	Time	Price	Trading volume (mio.)	Number of trades
Prague Stock Exchange	2024/09/17	09:47	1,360.00 CZK	1.22	1
London Stock Exchange	2018/05/14	17:52	1,240.00 CZK	0.00	1

## Company profile

### Company Logo

#### Contact Details

TOMA

--

----

Telefon: -

Fax: -

E-mail: -

### Company Profile

-