

TALGA RESOURCES LTD.

ISIN: AU000000TLG7 WKN: TLG

Overview

2024/05/24 09:35:04

Price

0.441 EUR

Difference  -2.65% (-0.01)

General attributes

ISIN AU000000TLG7

Symbol TLG

Exchange Berlin

Currency EUR

Sector Energy / Commodities

Security type Stock

Market cap (m) 167 EUR

Benchmark ASX ALL ORDINARIES INDEX

Market data

Bid (Bid size) 0.4005 EUR (51,000)

Ask (Ask size) 0.4815 EUR (43,000)

Open 0.441 EUR

High 0.441 EUR

Low 0.441 EUR

Close (prev. day) 0.453 EUR

VWAP -

Volume (pcs) 0

Trading volume 0.00

Number of trades 2

Last size 0

Futures and Options

Related Futures -

Related Options -











5Y



Information about previous performance does not guarantee future performance.
Source: FactSet

Recent research

on sector

Date	Headline	Download
2024/05/24	 Akciové trhy - denní zpráva	
2024/05/23	 Akciové trhy - denní zpráva	
2024/05/22	 Akciové trhy - denní zpráva	
2024/05/21	 Akciové trhy - denní zpráva	
2024/05/20	 Akciové trhy - denní zpráva	

Details

2024/05/24 09:35:04

Price

0.441 EUR

Difference  -2.65% (-0.01)

General attributes

ISIN	AU000000TLG7
Symbol	TLG
Exchange	Berlin
Currency	EUR
Sector	Energy / Commodities
Security type	Stock
Market cap (m)	167 EUR
Benchmark	ASX ALL ORDINARIES INDEX

Market data

Bid (Bid size)	0.4005 EUR (51,000)
Ask (Ask size)	0.4815 EUR (43,000)
Open	0.441 EUR
High	0.441 EUR
Low	0.441 EUR
Close (prev. day)	0.453 EUR
VWAP	-
Volume (pcs)	0
Trading volume	0.00
Number of trades	2
Last size	0

Performance and Risk

	6m	1Y	3Y
Perf (%)	-29.11%	-45.49%	-53.78%
Perf (abs.)	-0.19	-0.38	-0.53
Beta	1.35	1.16	1.57
Volatility	70.50	61.33	61.09

5Y



Information about previous performance does not guarantee future performance.
Source: FactSet

Price data

Ø price 5 days Ø volume 5 days (pcs.)	0.475 EUR (0)
Ø price 30 days Ø volume 30 days (pcs.)	0.443 EUR (0)
Ø price 100 days Ø volume 100 days (pcs.)	0.444 EUR (0)
Ø price 250 days Ø volume 250 days (pcs.)	0.612 EUR (0)
YTD High date	0.576 EUR (2024/02/26)
YTD Low date	0.341 EUR (2024/01/22)
52 Weeks High date	0.957 EUR (2023/07/13)
52 Weeks Low date	0.341 EUR (2024/01/22)

Arbitrage views

Exchange 	Date	Time	Price	Trading volume (mio.)	Number of trades
Tradegate	2024/05/23	22:26	0.4535 EUR	0.00	1
Stuttgart	2024/05/24	08:05	0.4305 EUR	0.00	1
Munich	2024/05/24	08:04	0.4515 EUR	0.00	1
Frankfurt	2024/05/24	08:00	0.4055 EUR	0.00	1
FINRA other OTC	2024/	19:14	0.4848 USD	0.00	3

Issues	05/23					
Duesseldorf	2024/ 05/24	09:30	0.429 EUR	0.00		2
Berlin	2024/ 05/24	09:35	0.441 EUR	0.00		2
Australian Securities Exchange	2024/ 05/24	08:10	0.72 AUD	0.48		416

Company profile

Company Logo



Company Profile

-

Contact Details

TALGA RESOURCES

--

Telefon: -

Fax: -

E-mail: -