

# BUX FUTURES (BUX) - BUD/C3

2023/10/20 19:01:57

Price

**57,300.00** HUF

Difference  -0.54% (-310.00)

### General attributes

Symbol	BUXC3
Exchange	Budapest Stock Exchange
Currency	HUF
Security type	Future
Underlying	HUNGARY BUX
Maturity	09-2024
Contract size	1

### Market data

Bid (Bid size)	57,300.00 HUF (12)
Ask (Ask size)	57,440.00 HUF (1)
Open	57,510.00 HUF
High	57,510.00 HUF
Low	57,200.00 HUF
Close (prev. day)	57,610.00 HUF
Underlying	HUNGARY BUX
Underlying price (date)	72,490.89 (24/07/17)
Settlement price (date)	- (-)
Open Interest	0

### Performance and Risk

	6m	1Y	3Y
Perf (%)	-	-	+72.64%
Perf (abs.)	-	-	+24,110.00
Beta	-	-	-
Volatility	-	11.15	85.25

### Futures and Options

Related Futures	-
Related Options	-

5Y










Information about previous performance does not guarantee future performance.

Source: FactSet

### Price data

Ø price 5 days   Ø volume 5 days (pcs.)	57,543.33 HUF (494)
Ø price 30 days   Ø volume 30 days (pcs.)	57,569.23 HUF (539)
Ø price 100 days   Ø volume 100 days (pcs.)	- HUF (-)
Ø price 250 days   Ø volume 250 days (pcs.)	- HUF (-)
YTD High   date	- HUF (-)
YTD Low   date	- HUF (-)
52 Weeks High   date	59,650.00 HUF (2023/09/15)
52 Weeks Low   date	40,700.00 HUF (2022/10/20)

### Recent Research

on market		
Date	Headline	Download
2024/07/15	 Data mix in the week to come	
2024/07/09	 Energy prices delivered the pretty figure	
2024/07/08	 Central bank meeting in Serbia and June's inflation	
2024/07/05	 Industry surprised to the downside	
2024/07/05	 From a distance, it is beautiful	