

BUX FUTURES (BUX) - BUD/C3

2023/10/20 19:01:57

Price

57,300.00 HUF

Difference  -0.54% (-310.00)

General attributes

Symbol	BUXC3
Exchange	Budapest Stock Exchange
Currency	HUF
Security type	Future
Underlying	HUNGARY BUX
Maturity	07-2024
Contract size	1

Market data

Bid (Bid size)	57,300.00 HUF (12)
Ask (Ask size)	57,440.00 HUF (1)
Open	57,510.00 HUF
High	57,510.00 HUF
Low	57,200.00 HUF
Close (prev. day)	57,610.00 HUF
Underlying	HUNGARY BUX
Underlying price (date)	65,045.06 (24/04/19)
Settlement price (date)	- (-)
Open Interest	0

Performance and Risk

	6m	1Y	3Y
Perf (%)	-	-	+72.64%
Perf (abs.)	-	-	+24,110.00
Beta	-	-	-
Volatility	-	11.15	85.25

Futures and Options

Related Futures	-
Related Options	-



5Y










Information about previous performance does not guarantee future performance.

Source: FactSet

Price data

Ø price 5 days Ø volume 5 days (pcs.)	57,543.33 HUF (494)
Ø price 30 days Ø volume 30 days (pcs.)	57,569.23 HUF (539)
Ø price 100 days Ø volume 100 days (pcs.)	- HUF (-)
Ø price 250 days Ø volume 250 days (pcs.)	- HUF (-)
YTD High date	- HUF (-)
YTD Low date	- HUF (-)
52 Weeks High date	59,650.00 HUF (2023/09/15)
52 Weeks Low date	40,700.00 HUF (2022/10/20)

Recent Research

on market		
Date	Headline	Download
2024/04/18	 CEE corporate bond rally	
2024/04/15	 Parliamentary elections in Croatia	
2024/04/11	 Less aggressive monetary easing to come	
2024/04/11	 Inflation slowed to 3.6% y/y in March	
2024/04/08	 Inflation numbers and Serbia's central bank meeting	