

# UKRAINIAN TRADED INDEX

ISIN: **AT0000A06400** WKN: -

## Overview

2024/10/18 17:45:00

Price

**43.16** EUR

Difference  1.27% (0.54)

### General attributes

ISIN AT0000A06400

Symbol -

Country Ukraine

Instruments in index 5

Type of index -

Security type Index

### Market data

Open 42.72 EUR

High 43.19 EUR

Low 42.40 EUR

Close (prev. day) 42.62 EUR

Trading volume (m) -

Volume (pcs) -

### Futures and Options

Related Futures -





Related Options -

5Y



Information about previous performance does not guarantee future performance.  
Source: FactSet

### Recent research

on market		
Date	Headline	Download
2024/10/15	 Endgültige Inflationszahlen und Handelsdaten	
2024/10/13	 Final inflation numbers and trade data	
2024/10/10	 CEE is not finished with monetary easing, rates wi...	
2024/10/07	 Rate cut in Serbia and four rating decisions	
2024/09/30	 Central banks' meetings and flash inflation	

## Details

2024/10/18 17:45:00

Price

43.16 EUR

Difference



1.27% (0.54)

## General attributes

ISIN AT0000A06400

Symbol -

Country Ukraine

Security type Index

Instruments in index 5

## Market data

Open 42.72 EUR

High 43.19 EUR

Low 42.40 EUR

Close (prev. day) 42.62 EUR

Trading volume (m) -

Volume (pcs) -

## Performance and Risk

	6m	1Y	3Y
Perf (%)	+15.68%	+3.38%	-74.88%
Perf (abs.)	+5.85	+1.41	-128.64
Beta	-	-	-
Volatility	25.69	23.18	50.19











Information about previous performance does not guarantee future performance.  
Source: FactSet

## Price data

Ø price 5 days   Ø volume 5 days (pcs.)	42.79 EUR (0)
Ø price 30 days   Ø volume 30 days (pcs.)	43.92 EUR (0)
Ø price 100 days   Ø volume 100 days (pcs.)	43.34 EUR (0)
Ø price 250 days   Ø volume 250 days (pcs.)	41.15 EUR (0)
YTD High   date	49.81 EUR (2024/07/30)
YTD Low   date	35.84 EUR (2024/05/17)
52 Weeks High   date	49.81 EUR (2024/07/30)
52 Weeks Low   date	35.84 EUR (2024/05/17)

## Composition

Name  ISIN	Price	Diff %  Diff +/-	Performance 	Date Time	Turnover Pc.  Turnover Money 
AGROTON PUBLIC LIMITED EU... CY0101062111	4.36	1.87% 0.08		18/05/22 17:36:25	- -
ASTARTA HLDG PLC NL0000686509	7.68	16.72% 1.10		24/10/18 21:14:12	- -
COAL ENERGY SA USD0.01 LU0646112838	0.38	-5.00% -0.02		18/05/17 18:04:47	- -
IMC S.A. LU0607203980	2.23	-1.76% -0.04		24/10/18 16:25:09	- -
KSG AGRO SA USD0.01 LU0611262873	1.18	4.42% 0.05		18/05/22 17:36:23	- -