

UKRAINIAN TRADED INDEX

ISIN: **AT0000A06400** WKN: -

Overview

2024/09/18 16:04:00	
Price	44.95 EUR
Difference	▲ 1.67% (0.74)
General attributes	
ISIN	AT0000A06400
Symbol	-
Country	Ukraine
Instruments in index	5
Type of index	-
Security type	Index
Market data	
Open	44.20 EUR
High	45.01 EUR
Low	44.18 EUR
Close (prev. day)	44.21 EUR
Trading volume (m)	-
Volume (pcs)	-
Futures and Options	
Related Futures	-
Related Options	-



5Y

Information about previous performance does not guarantee future performance.
Source: FactSet

Recent research

on market		
Date	Headline	Download
2024/09/16	Industry, producer prices and labor market data	
2024/09/13	CEE Germany's underperformance is sneaking into ...	
2024/09/08	Will Croatia see a rating upgrade?	
2024/09/02	More 2Q24 GDP structure and monthly data on 3Q24 p...	
2024/08/26	Glance at GDP structure and August's inflation	

Details

2024/09/18 16:04:00

Price

44.95 EUR

Difference



1.67% (0.74)

General attributes

ISIN AT0000A06400

Symbol -

Country Ukraine

Security type Index

Instruments in index 5

Market data

Open 44.20 EUR

High 45.01 EUR

Low 44.18 EUR

Close (prev. day) 44.21 EUR

Trading volume (m) -

Volume (pcs) -

Performance and Risk

	6m	1Y	3Y
Perf (%)	+8.01%	+13.77%	-73.66%
Perf (abs.)	+3.28	+5.35	-123.62
Beta	-	-	-
Volatility	26.02	23.73	50.22



5Y







Information about previous performance does not guarantee future performance.

Source: FactSet

Price data

Ø price 5 days Ø volume 5 days (pcs.)	44.18 EUR (0)
Ø price 30 days Ø volume 30 days (pcs.)	44.58 EUR (0)
Ø price 100 days Ø volume 100 days (pcs.)	41.90 EUR (0)
Ø price 250 days Ø volume 250 days (pcs.)	40.76 EUR (0)
YTD High date	49.81 EUR (2024/07/30)
YTD Low date	35.84 EUR (2024/05/17)
52 Weeks High date	49.81 EUR (2024/07/30)
52 Weeks Low date	35.84 EUR (2024/05/17)

Composition

Name  ISIN	Price	Diff %  Diff +/-	Performance 	Date Time	Turnover Pc.  Turnover Money 
AGROTON PUBLIC LIMITED EU... CY0101062111	4.36	1.87% 0.08		18/05/22 17:36:25	- -
ASTARTA HLDG PLC NL0000686509	6.64	3.43% 0.22		24/09/18 15:31:23	- -
COAL ENERGY SA USD0.01 LU0646112838	0.38	-5.00% -0.02		18/05/17 18:04:47	- -
IMC S.A. LU0607203980	2.54	1.20% 0.03		24/09/18 15:31:22	- -
KSG AGRO SA USD0.01 LU0611262873	1.18	4.42% 0.05		18/05/22 17:36:23	- -