

UKRAINIAN TRADED INDEX

ISIN: **AT0000A06400** WKN: -

Overview

2024/07/26 17:45:00

Price

46.67 EURDifference  3.62% (1.63)

General attributes

ISIN AT0000A06400

Symbol -

Country Ukraine

Instruments in index 5

Type of index -

Security type Index

Market data

Open 45.09 EUR

High 46.67 EUR

Low 44.07 EUR

Close (prev. day) 45.04 EUR

Trading volume (m) -

Volume (pcs) -

Futures and Options

Related Futures -

Related Options -













5Y

Information about previous performance does not guarantee future performance.

Source: FactSet

Recent research

on market

Date	Headline	Download
2024/07/25	 CEE Special Report Can we work more for longer?	
2024/07/22	 CEE Baltics Economic performance further diver...	
2024/07/22	 Will Hungarian central bank pause or continue with...	
2024/07/18	 Western Balkan and the EU - who is ready?	
2024/07/15	 Data mix in the week to come	

Details

2024/07/26 17:45:00

Price

46.67 EUR

Difference



3.62% (1.63)

General attributes

ISIN AT0000A06400

Symbol -

Country Ukraine

Security type Index

Instruments in index 5

Market data

Open 45.09 EUR

High 46.67 EUR

Low 44.07 EUR

Close (prev. day) 45.04 EUR

Trading volume (m) -

Volume (pcs) -

Performance and Risk

	6m	1Y	3Y
Perf (%)	+16.36%	-12.85%	-68.84%
Perf (abs.)	+6.56	-6.88	-103.12
Beta	-	-	-
Volatility	24.02	25.39	49.91






Information about previous performance does not guarantee future performance.

Source: FactSet

Price data

Ø price 5 days Ø volume 5 days (pcs.)	43.51 EUR (0)
Ø price 30 days Ø volume 30 days (pcs.)	42.38 EUR (0)
Ø price 100 days Ø volume 100 days (pcs.)	39.97 EUR (0)
Ø price 250 days Ø volume 250 days (pcs.)	40.96 EUR (0)
YTD High date	46.67 EUR (2024/07/26)
YTD Low date	35.84 EUR (2024/05/17)
52 Weeks High date	55.12 EUR (2023/07/27)
52 Weeks Low date	35.84 EUR (2024/05/17)

Composition

Name  ISIN	Price	Diff %  Diff +/-	Performance 	Date Time	Turnover Pc.  Turnover Money 
AGROTON PUBLIC LIMITED EU... CY0101062111	4.36	1.87% 0.08		18/05/22 17:36:25	- -
ASTARTA HOLDING PLC NL0000686509	23.40	-4.49% -1.10		19/08/20 13:52:17	451 10,553.40
COAL ENERGY SA USD0.01 LU0646112838	0.38	-5.00% -0.02		18/05/17 18:04:47	- -
IMC S.A. LU0607203980	2.54	14.41% 0.32		24/07/26 08:20:32	- -
KSG AGRO SA USD0.01 LU0611262873	1.18	4.42% 0.05		18/05/22 17:36:23	- -