

UKRAINIAN TRADED INDEX

ISIN: **AT0000A06400** WKN: -

Overview

2024/07/17 12:08:00	
Price	41.11 EUR
Difference	▼ -0.53% (-0.22)
General attributes	
ISIN	AT0000A06400
Symbol	-
Country	Ukraine
Instruments in index	5
Type of index	-
Security type	Index
Market data	
Open	41.35 EUR
High	41.61 EUR
Low	40.94 EUR
Close (prev. day)	41.33 EUR
Trading volume (m)	-
Volume (pcs)	-
Futures and Options	
Related Futures	-
Related Options	-



Information about previous performance does not guarantee future performance.
 Source: FactSet

Recent research

on market		
Date	Headline	Download
2024/07/15	Data mix in the week to come	
2024/07/08	Central bank meeting in Serbia and June's inflatio...	
2024/07/03	Poland Special Report Energy prices to propel in...	
2024/07/02	Tail-wind for bonds from lower interest rate envir...	
2024/06/30	Two more central banks meet this week	

Details

2024/07/17 12:08:00

Price

41.11 EUR

Difference

**-0.53%** (-0.22)

General attributes

ISIN AT0000A06400

Symbol -

Country Ukraine

Security type Index

Instruments in index 5

Market data

Open 41.35 EUR

High 41.61 EUR

Low 40.94 EUR

Close (prev. day) 41.33 EUR

Trading volume (m) -

Volume (pcs) -

Performance and Risk

	6m	1Y	3Y
Perf (%)	+8.39%	-27.63%	-72.67%
Perf (abs.)	+3.20	-15.78	-109.90
Beta	-	-	-
Volatility	22.42	24.33	49.78










Information about previous performance does not guarantee future performance.

Source: FactSet

Price data

Ø price 5 days Ø volume 5 days (pcs.)	42.43 EUR (0)
Ø price 30 days Ø volume 30 days (pcs.)	41.51 EUR (0)
Ø price 100 days Ø volume 100 days (pcs.)	39.84 EUR (0)
Ø price 250 days Ø volume 250 days (pcs.)	41.31 EUR (0)
YTD High date	44.13 EUR (2024/06/20)
YTD Low date	35.84 EUR (2024/05/17)
52 Weeks High date	57.86 EUR (2023/07/17)
52 Weeks Low date	35.84 EUR (2024/05/17)

Composition

Name  ISIN	Price	Diff %  Diff +/-	Performance 	Date Time	Turnover Pc.  Turnover Money 
AGROTON PUBLIC LIMITED EU... CY0101062111	4.36	1.87% 0.08		18/05/22 17:36:25	- -
ASTARTA HOLDING PLC NL0000686509	23.40	-4.49% -1.10		19/08/20 13:52:17	451 10,553.40
COAL ENERGY SA USD0.01 LU0646112838	0.38	-5.00% -0.02		18/05/17 18:04:47	- -
IMC S.A. LU0607203980	2.14	-% -		24/07/17 11:45:27	- -
KSG AGRO SA USD0.01 LU0611262873	1.18	4.42% 0.05		18/05/22 17:36:23	- -