

UKRAINIAN TRADED INDEX

ISIN: **AT0000A06400** WKN: -

Overview

2024/06/14 17:45:00	
Price	39.62 EUR
Difference	▲ 0.69% (0.27)
General attributes	
ISIN	AT0000A06400
Symbol	-
Country	Ukraine
Instruments in index	6
Type of index	-
Security type	Index
Market data	
Open	39.34 EUR
High	40.11 EUR
Low	39.33 EUR
Close (prev. day)	39.35 EUR
Trading volume (m)	-
Volume (pcs)	-
Futures and Options	
Related Futures	-
Related Options	-



Information about previous performance does not guarantee future performance.
Source: FactSet

Recent research

on market		
Date	Headline	Download
2024/06/12	CEE Inflation will remain a key indicator to fol...	
2024/06/10	Is Serbia ready to cut? Inflation numbers across C...	
2024/06/03	More insights into the key drivers of growth	
2024/05/29	CEE Special Report Prosperity Index. Assessing e...	
2024/05/27	GDP in Croatia, flash inflation estimates	

Details

2024/06/14 17:45:00

Price

39.62 EUR

Difference



0.69% (0.27)

General attributes

ISIN AT0000A06400

Symbol -

Country Ukraine

Security type Index

Instruments in index 6

Market data

Open 39.34 EUR

High 40.11 EUR

Low 39.33 EUR

Close (prev. day) 39.35 EUR

Trading volume (m) -

Volume (pcs) -

Performance and Risk

	6m	1Y	3Y
Perf (%)	-0.03%	-28.04%	-75.67%
Perf (abs.)	-0.01	-15.44	-123.20
Beta	-	-	-
Volatility	19.42	23.79	49.48












5Y

Information about previous performance does not guarantee future performance.
Source: FactSet

Price data

Ø price 5 days Ø volume 5 days (pcs.)	39.22 EUR (0)
Ø price 30 days Ø volume 30 days (pcs.)	38.01 EUR (0)
Ø price 100 days Ø volume 100 days (pcs.)	39.55 EUR (0)
Ø price 250 days Ø volume 250 days (pcs.)	42.30 EUR (0)
YTD High date	43.00 EUR (2024/01/31)
YTD Low date	35.84 EUR (2024/05/17)
52 Weeks High date	57.86 EUR (2023/07/17)
52 Weeks Low date	35.84 EUR (2024/05/17)

Composition

Name  ISIN	Price	Diff %  Diff +/-	Performance 	Date Time	Turnover Pc.  Turnover Money 
AGROTON PUBLIC LIMITED EU... CY0101062111	4.36	1.87% 0.08		18/05/22 17:36:25	- -
ASTARTA HOLDING PLC NL0000686509	23.40	-4.49% -1.10		19/08/20 13:52:17	451 10,553.40
COAL ENERGY SA USD0.01 LU0646112838	0.38	-5.00% -0.02		18/05/17 18:04:47	- -
IMC S.A. LU0607203980	2.15	0.94% 0.02		24/06/14 20:28:07	1,750 3,762.50
KSG AGRO SA USD0.01 LU0611262873	1.18	4.42% 0.05		18/05/22 17:36:23	- -
OVOSTAR UNION PCL EUR0.01 NL0009805613	98.50	0.51% 0.50		18/05/21 17:59:27	- -