

# UKRAINIAN TRADED INDEX

ISIN: **AT0000A06400** WKN: -

## Overview

2024/06/13 17:45:00	
<b>Price</b>	<b>39.35</b> EUR
<b>Difference</b>	<span style="color: green;">▲</span> 0.79% (0.31)
<b>General attributes</b>	
ISIN	AT0000A06400
Symbol	-
Country	Ukraine
Instruments in index	6
Type of index	-
Security type	Index
<b>Market data</b>	
Open	39.02 EUR
High	39.79 EUR
Low	38.80 EUR
Close (prev. day)	39.04 EUR
Trading volume (m)	-
Volume (pcs)	-
<b>Futures and Options</b>	
Related Futures	-
Related Options	-



5Y

Information about previous performance does not guarantee future performance.  
Source: FactSet

### Recent research

on market		
Date	Headline	Download
2024/06/12	CEE   Inflation will remain a key indicator to fol...	
2024/06/10	Is Serbia ready to cut? Inflation numbers across C...	
2024/06/03	More insights into the key drivers of growth	
2024/05/29	CEE Special Report   Prosperity Index. Assessing e...	
2024/05/27	GDP in Croatia, flash inflation estimates	

## Details

2024/06/13 17:45:00

Price

39.35 EUR

Difference



0.79% (0.31)

## General attributes

ISIN AT0000A06400

Symbol -

Country Ukraine

Security type Index

Instruments in index 6

## Market data

Open 39.02 EUR

High 39.79 EUR

Low 38.80 EUR

Close (prev. day) 39.04 EUR

Trading volume (m) -

Volume (pcs) -

## Performance and Risk

	6m	1Y	3Y
Perf (%)	-0.15%	-28.65%	-75.22%
Perf (abs.)	-0.06	-15.80	-119.44
Beta	-	-	-
Volatility	19.41	23.78	49.50



5Y












Information about previous performance does not guarantee future performance.

Source: FactSet

## Price data

Ø price 5 days   Ø volume 5 days (pcs.)	39.19 EUR (0)
Ø price 30 days   Ø volume 30 days (pcs.)	37.95 EUR (0)
Ø price 100 days   Ø volume 100 days (pcs.)	39.55 EUR (0)
Ø price 250 days   Ø volume 250 days (pcs.)	42.35 EUR (0)
YTD High   date	43.00 EUR (2024/01/31)
YTD Low   date	35.84 EUR (2024/05/17)
52 Weeks High   date	57.86 EUR (2023/07/17)
52 Weeks Low   date	35.84 EUR (2024/05/17)

## Composition

Name  ISIN	Price	Diff %  Diff +/-	Performance 	Date Time	Turnover Pc.  Turnover Money 
AGROTON PUBLIC LIMITED EU... CY0101062111	4.36	1.87% 0.08		18/05/22 17:36:25	- -
ASTARTA HOLDING PLC NL0000686509	23.40	-4.49% -1.10		19/08/20 13:52:17	451 10,553.40
COAL ENERGY SA USD0.01 LU0646112838	0.38	-5.00% -0.02		18/05/17 18:04:47	- -
IMC S.A. LU0607203980	2.13	7.04% 0.14		24/06/13 17:54:05	750 1,607.50
KSG AGRO SA USD0.01 LU0611262873	1.18	4.42% 0.05		18/05/22 17:36:23	- -
OVOSTAR UNION PCL EUR0.01 NL0009805613	98.50	0.51% 0.50		18/05/21 17:59:27	- -