

## UKRAINIAN TRADED INDEX

ISIN: **AT0000A06400** WKN: -

## Overview

2024/05/23 17:45:00

Price

**37.14** EURDifference  -0.54% (-0.20)

## General attributes

ISIN AT0000A06400

Symbol -

Country Ukraine

Instruments in index 6

Type of index -

Security type Index

## Market data

Open 37.26 EUR

High 37.27 EUR

Low 36.68 EUR

Close (prev. day) 37.34 EUR

Trading volume (m) -

Volume (pcs) -

## Futures and Options

Related Futures -

Related Options -

5Y













Information about previous performance does not guarantee future performance.

Source: FactSet

## Recent research

on market

Date	Headline	Download
2024/05/23	 Corporate Credit Monitor CEE	
2024/05/19	 Hungarian central bank to cut rates further	
2024/05/15	 Corporate Credit Monitor CEE	
2024/05/13	 Will Romanian central bank begin monetary easing?	
2024/05/07	 Corporate Credit Monitor CEE	

## Details

2024/05/23 17:45:00

Price

**37.14** EUR

Difference

**-0.54%** (-0.20)

## General attributes

ISIN AT0000A06400

Symbol -

Country Ukraine

Security type Index

Instruments in index 6

## Market data

Open 37.26 EUR

High 37.27 EUR

Low 36.68 EUR

Close (prev. day) 37.34 EUR

Trading volume (m) -

Volume (pcs) -

## Performance and Risk

	6m	1Y	3Y
Perf (%)	-11.87%	-34.44%	-75.12%
Perf (abs.)	-5.00	-19.51	-112.12
Beta	-	-	-
Volatility	20.58	23.81	49.57














Information about previous performance does not guarantee future performance.

Source: FactSet

## Price data

Ø price 5 days   Ø volume 5 days (pcs.)	37.10 EUR (0)
Ø price 30 days   Ø volume 30 days (pcs.)	37.48 EUR (0)
Ø price 100 days   Ø volume 100 days (pcs.)	39.56 EUR (0)
Ø price 250 days   Ø volume 250 days (pcs.)	43.28 EUR (0)
YTD High   date	43.00 EUR (2024/01/31)
YTD Low   date	35.84 EUR (2024/05/17)
52 Weeks High   date	57.86 EUR (2023/07/17)
52 Weeks Low   date	35.84 EUR (2024/05/17)

## Composition

Name  ISIN	Price	Diff %  Diff +/-	Performance 	Date Time	Turnover Pc.  Turnover Money 
AGROTON PUBLIC LIMITED EU... CY0101062111	4.36	1.87% 0.08		18/05/22 17:36:25	- -
ASTARTA HOLDING PLC NL0000686509	23.40	-4.49% -1.10		19/08/20 13:52:17	451 10,553.40
COAL ENERGY SA USD0.01 LU0646112838	0.38	-5.00% -0.02		18/05/17 18:04:47	- -
IMC S.A. LU0607203980	1.695	-3.42% -0.06		24/05/23 16:35:57	- -
KSG AGRO SA USD0.01 LU0611262873	1.18	4.42% 0.05		18/05/22 17:36:23	- -
OVOSTAR UNION PCL EUR0.01 NL0009805613	98.50	0.51% 0.50		18/05/21 17:59:27	- -