

## UKRAINIAN TRADED INDEX

ISIN: **AT0000A06400** WKN: -

## Overview

2024/05/10 17:45:00

Price

**37.12** EURDifference  -0.32% (-0.12)

## General attributes

ISIN AT0000A06400

Symbol -

Country Ukraine

Instruments in index 6

Type of index -

Security type Index

## Market data

Open 37.24 EUR

High 37.38 EUR

Low 36.76 EUR

Close (prev. day) 37.24 EUR

Trading volume (m) -

Volume (pcs) -

## Futures and Options

Related Futures -

Related Options -

5Y



Information about previous performance does not guarantee future performance.

Source: FactSet

## Recent research

on market

| Date       | Headline  | Download  |
|------------|---|---|
| 2024/05/07 |  Corporate Credit Monitor CEE                          |  |
| 2024/05/06 |  Mixed data on retail sales and industrial output      |  |
| 2024/04/29 |  Focus on GDP data and central bank meeting in Czec... |  |
| 2024/04/23 |  CEE Special Report   Strong growth in CEE economie... |  |
| 2024/04/21 |  Hungarian central bank to cut rates further           |  |

## Details

2024/05/10 17:45:00

Price

**37.12** EUR

Difference

**-0.32%** (-0.12)

## General attributes

ISIN AT0000A06400

Symbol -

Country Ukraine

Security type Index

Instruments in index 6

## Market data

Open 37.24 EUR

High 37.38 EUR

Low 36.76 EUR

Close (prev. day) 37.24 EUR

Trading volume (m) -

Volume (pcs) -

## Performance and Risk

|             | 6m     | 1Y      | 3Y      |
|-------------|--------|---------|---------|
| Perf (%)    | -5.76% | -38.93% | -75.18% |
| Perf (abs.) | -2.27  | -23.66  | -112.42 |
| Beta        | -      | -       | -       |
| Volatility  | 21.29  | 24.02   | 49.58   |














Information about previous performance does not guarantee future performance.

Source: FactSet

## Price data

|   |                        |
|---|------------------------|
| Ø price 5 days   Ø volume 5 days (pcs.)     | 37.12 EUR (0)          |
| Ø price 30 days   Ø volume 30 days (pcs.)   | 38.44 EUR (0)          |
| Ø price 100 days   Ø volume 100 days (pcs.) | 39.72 EUR (0)          |
| Ø price 250 days   Ø volume 250 days (pcs.) | 43.98 EUR (0)          |
| YTD High   date                             | 43.00 EUR (2024/01/31) |
| YTD Low   date                              | 36.26 EUR (2024/04/25) |
| 52 Weeks High   date                        | 61.43 EUR (2023/05/11) |
| 52 Weeks Low   date                         | 36.26 EUR (2024/04/25) |

## Composition

| Name <br>ISIN | Price | Diff % <br>Diff +/- | Performance  | Date<br>Time         | Turnover Pc. <br>Turnover Money  |
|--|-------|--|--|----------------------|--|
| AGROTON PUBLIC LIMITED EU...<br>CY0101062111   | 4.36  | 1.87%<br>0.08  |               | 18/05/22<br>17:36:25 | -<br>-   |
| ASTARTA HOLDING PLC<br>NL0000686509  | 23.40 | -4.49%<br>-1.10  |               | 19/08/20<br>13:52:17 | 451<br>10,553.40   |
| COAL ENERGY SA USD0.01<br>LU0646112838   | 0.38  | -5.00%<br>-0.02  |               | 18/05/17<br>18:04:47 | -<br>-   |
| IMC S.A.<br>LU0607203980   | 1.76  | -0.56%<br>-0.01  |               | 24/05/10<br>08:15:20 | -<br>-   |
| KSG AGRO SA USD0.01<br>LU0611262873  | 1.18  | 4.42%<br>0.05  |               | 18/05/22<br>17:36:23 | -<br>-   |
| OVOSTAR UNION PCL EUR0.01<br>NL0009805613  | 98.50 | 0.51%<br>0.50  |               | 18/05/21<br>17:59:27 | -<br>-   |