

UKRAINIAN TRADED INDEX

ISIN: **AT0000A06400** WKN: -

Overview

2024/05/07 17:00:01

Price

37.12 EURDifference  -0.27% (-0.10)

General attributes

ISIN AT0000A06400

Symbol -

Country Ukraine

Instruments in index 6

Type of index -

Security type Index

Market data

Open 37.18 EUR

High 37.53 EUR

Low 36.67 EUR

Close (prev. day) 37.22 EUR

Trading volume (m) -

Volume (pcs) -

Futures and Options

Related Futures -

Related Options -

5Y



Information about previous performance does not guarantee future performance.

Source: FactSet

Recent research

on market

Date	Headline	Download
2024/05/07	 Corporate Credit Monitor CEE	
2024/05/06	 Mixed data on retail sales and industrial output	
2024/04/29	 Focus on GDP data and central bank meeting in Czec...	
2024/04/23	 CEE Special Report Strong growth in CEE economie...	
2024/04/21	 Hungarian central bank to cut rates further	

Details

2024/05/07 17:00:01

Price

37.12 EUR

Difference

**-0.27%** (-0.10)

General attributes

ISIN AT0000A06400

Symbol -

Country Ukraine

Security type Index

Instruments in index 6

Market data

Open 37.18 EUR

High 37.53 EUR

Low 36.67 EUR

Close (prev. day) 37.22 EUR

Trading volume (m) -

Volume (pcs) -

Performance and Risk

	6m	1Y	3Y
Perf (%)	-6.20%	-37.60%	-74.42%
Perf (abs.)	-2.46	-22.43	-108.28
Beta	-	-	-
Volatility	21.29	24.13	49.66



5Y








Information about previous performance does not guarantee future performance.

Source: FactSet

Price data

Ø price 5 days Ø volume 5 days (pcs.)	36.99 EUR (0)
Ø price 30 days Ø volume 30 days (pcs.)	38.92 EUR (0)
Ø price 100 days Ø volume 100 days (pcs.)	39.82 EUR (0)
Ø price 250 days Ø volume 250 days (pcs.)	44.32 EUR (0)
YTD High date	43.00 EUR (2024/01/31)
YTD Low date	36.26 EUR (2024/04/25)
52 Weeks High date	61.43 EUR (2023/05/11)
52 Weeks Low date	36.26 EUR (2024/04/25)

Composition

Name  ISIN	Price	Diff %  Diff +/-	Performance 	Date Time	Turnover Pc.  Turnover Money 
AGROTON PUBLIC LIMITED EU... CY0101062111	4.36	1.87% 0.08		18/05/22 17:36:25	- -
ASTARTA HOLDING PLC NL0000686509	23.40	-4.49% -1.10		19/08/20 13:52:17	451 10,553.40
COAL ENERGY SA USD0.01 LU0646112838	0.38	-5.00% -0.02		18/05/17 18:04:47	- -
IMC S.A. LU0607203980	1.95	10.80% 0.19		24/05/07 08:16:54	- -
KSG AGRO SA USD0.01 LU0611262873	1.18	4.42% 0.05		18/05/22 17:36:23	- -
OVOSTAR UNION PCL EUR0.01 NL0009805613	98.50	0.51% 0.50		18/05/21 17:59:27	- -