

UKRAINIAN TRADED INDEX

ISIN: **AT0000A06400** WKN: -

Overview

2024/05/21 17:45:00	
Price	37.08 EUR
Difference	▼ -0.24% (-0.09)
General attributes	
ISIN	AT0000A06400
Symbol	-
Country	Ukraine
Instruments in index	6
Type of index	-
Security type	Index
Market data	
Open	37.16 EUR
High	37.20 EUR
Low	36.77 EUR
Close (prev. day)	37.17 EUR
Trading volume (m)	-
Volume (pcs)	-
Futures and Options	
Related Futures	-
Related Options	-



Information about previous performance does not guarantee future performance.
Source: FactSet

Recent research

on market		
Date	Headline	Download
2024/05/19	Hungarian central bank to cut rates further	
2024/05/15	Corporate Credit Monitor CEE	
2024/05/13	Will Romanian central bank begin monetary easing?	
2024/05/07	Corporate Credit Monitor CEE	
2024/05/06	Mixed data on retail sales and industrial output	

Details

2024/05/21 17:45:00

Price

37.08 EUR

Difference

**-0.24%** (-0.09)

General attributes

ISIN AT0000A06400

Symbol -

Country Ukraine

Security type Index

Instruments in index 6

Market data

Open 37.16 EUR

High 37.20 EUR

Low 36.77 EUR

Close (prev. day) 37.17 EUR

Trading volume (m) -

Volume (pcs) -

Performance and Risk

	6m	1Y	3Y
Perf (%)	-10.54%	-34.63%	-75.16%
Perf (abs.)	-4.37	-19.64	-112.18
Beta	-	-	-
Volatility	20.59	23.89	49.63



5Y









Information about previous performance does not guarantee future performance.

Source: FactSet

Price data

Ø price 5 days Ø volume 5 days (pcs.)	36.99 EUR (0)
Ø price 30 days Ø volume 30 days (pcs.)	37.67 EUR (0)
Ø price 100 days Ø volume 100 days (pcs.)	39.58 EUR (0)
Ø price 250 days Ø volume 250 days (pcs.)	43.43 EUR (0)
YTD High date	43.00 EUR (2024/01/31)
YTD Low date	35.84 EUR (2024/05/17)
52 Weeks High date	57.86 EUR (2023/07/17)
52 Weeks Low date	35.84 EUR (2024/05/17)

Composition

Name  ISIN	Price	Diff %  Diff +/-	Performance 	Date Time	Turnover Pc.  Turnover Money 
AGROTON PUBLIC LIMITED EU... CY0101062111	4.36	1.87% 0.08		18/05/22 17:36:25	- -
ASTARTA HOLDING PLC NL0000686509	23.40	-4.49% -1.10		19/08/20 13:52:17	451 10,553.40
COAL ENERGY SA USD0.01 LU0646112838	0.38	-5.00% -0.02		18/05/17 18:04:47	- -
IMC S.A. LU0607203980	1.725	0.29% 0.01		24/05/21 16:43:32	2,000 3,450.00
KSG AGRO SA USD0.01 LU0611262873	1.18	4.42% 0.05		18/05/22 17:36:23	- -
OVOSTAR UNION PCL EUR0.01 NL0009805613	98.50	0.51% 0.50		18/05/21 17:59:27	- -