

ENTOURAGE HEALTH C

ISIN: CA2938611001 WKN: -

Overview

2024/07/17 20:30:04

Price
0.0095 USD

Difference  3.70% (0.00)

General attributes

ISIN	CA2938611001
Symbol	ENTG
Exchange	FINRA other OTC Issues
Currency	USD
Sector	Chemical / Pharmaceutical / Health
Security type	Stock
Market cap (m)	3 EUR
Benchmark	S&P/TSX 60 INDEX

Market data

Bid (Bid size)	-
Ask (Ask size)	-
Open	0.0107 USD
High	0.0107 USD
Low	0.0095 USD
Close (prev. day)	0.0092 USD
VWAP	0.010245 USD
Volume (pcs)	310
Trading volume	3.20
Number of trades	3
Last size	100

Futures and Options




Related Futures	-
Related Options	-

5Y



Information about previous performance does not guarantee future performance.
Source: FactSet

Recent research

on sector			
Date		Headline	Download
2024/07/12		Global Equity Ratings	
2024/06/21		Global Equity Ratings	
2024/06/14		Global Equity Ratings	
2024/05/29		Global Equity Ratings	
2024/04/26		Global Equity Ratings	

Details

2024/07/17 20:30:04

Price
0.0095 USD

Difference ▲ 3.70% (0.00)

General attributes

ISIN	CA2938611001
Symbol	ENTG
Exchange	FINRA other OTC Issues
Currency	USD
Sector	Chemical / Pharmaceutical / Health
Security type	Stock
Market cap (m)	3 EUR
Benchmark	S&P/TSX 60 INDEX

Market data

Bid (Bid size)	-
Ask (Ask size)	-
Open	0.0107 USD
High	0.0107 USD
Low	0.0095 USD
Close (prev. day)	0.0092 USD
VWAP	0.010245 USD
Volume (pcs)	310
Trading volume	3.20
Number of trades	3
Last size	100

Performance and Risk

	6m	1Y	3Y
Perf (%)	+6.00%	-33.01%	-95.72%
Perf (abs.)	+0.00	+0.00	-0.21
Beta	-1.14	0.08	0.57
Volatility	255.93	217.63	175.83

5Y



Information about previous performance does not guarantee future performance.
Source: FactSet

Price data

Ø price 5 days Ø volume 5 days (pcs.)	0.0083 USD (24,404)
Ø price 30 days Ø volume 30 days (pcs.)	0.0095 USD (21,530)
Ø price 100 days Ø volume 100 days (pcs.)	0.0095 USD (24,152)
Ø price 250 days Ø volume 250 days (pcs.)	0.0110 USD (27,364)
YTD High date	0.0148 USD (2024/04/24)
YTD Low date	0.0039 USD (2024/04/03)
52 Weeks High date	0.0210 USD (2023/09/21)
52 Weeks Low date	0.0021 USD (2023/12/26)

All listings for ENTOURAGE HEALTH C

Exchange	Date	Time	Price	Trading volume (mio.)	Number of trades
TSX Venture Exchange	2024/07/17	15:30	0.015 CAD	0.00	9
Stuttgart	2024/07/17	08:02	0.0025 EUR	0.00	1
Munich	2024/07/17	08:01	0.013 EUR	0.00	1
Frankfurt	2024/07/17	08:14	0.004 EUR	0.00	1
FINRA other OTC	2024/07/17	20:30	0.0095 USD	0.00	3

Issues	17					
Berlin	2024/07/17	20:22	0.01 EUR	0.00		13

Company profile

Company Logo



Company Profile

-

Contact Details

ENTOURAGE HEALTH

--

Telefon: -

Fax: -

E-mail: -