

## SOLSTAD FARSTAD ASA

ISIN: NO0003080608 WKN: -

## Overview

2024/07/11 21:49:53

Price

3.254 EUR

Difference  -3.73% (-0.13)

## General attributes

ISIN NO0003080608

Symbol SOFF

Exchange Frankfurt

Currency EUR

Sector Transport

Security type Stock

Market cap (m) 272 EUR

Benchmark NORWAY OSLO BORS ALL SHARE(TRG)

## Market data

Bid (Bid size) -

Ask (Ask size) -

Open 3.32 EUR

High 3.32 EUR

Low 3.254 EUR

Close (prev. day) 3.38 EUR

VWAP 3.002 EUR

Volume (pcs) 0

Trading volume 0.00

Number of trades 3

Last size 0

## Futures and Options

Related Futures -

Related Options -

5Y













Information about previous performance does not guarantee future performance.

Source: FactSet

## Recent research

on sector

Date	Headline	Download
2024/06/21	 Global Equity Ratings	
2024/06/14	 Global Equity Ratings	
2024/05/29	 Global Equity Ratings	
2024/04/26	 Global Equity Ratings	
2024/04/03	 Global Equity Ratings	

## Details

2024/07/11 21:49:53

## Price

3.254 EUR

Difference 📉 -3.73% (-0.13)

## General attributes

ISIN	NO0003080608
Symbol	SOFF
Exchange	Frankfurt
Currency	EUR
Sector	Transport
Security type	Stock
Market cap (m)	272 EUR
Benchmark	NORWAY OSLO BORS ALL SHARE(TRG)

## Market data

Bid (Bid size)	-
Ask (Ask size)	-
Open	3.32 EUR
High	3.32 EUR
Low	3.254 EUR
Close (prev. day)	3.38 EUR
VWAP	3.002 EUR
Volume (pcs)	0
Trading volume	0.00
Number of trades	3
Last size	0

## Performance and Risk

	6m	1Y	3Y
Perf (%)	+9.12%	+74.57%	+524.57%
Perf (abs.)	+0.27	+1.39	+2.73
Beta	1.56	1.25	1.69
Volatility	50.41	64.38	86.17

5Y



Information about previous performance does not guarantee future performance.  
Source: FactSet

## Price data

Ø price 5 days   Ø volume 5 days (pcs.)	3.376 EUR (0)
Ø price 30 days   Ø volume 30 days (pcs.)	3.455 EUR (0)
Ø price 100 days   Ø volume 100 days (pcs.)	3.424 EUR (0)
Ø price 250 days   Ø volume 250 days (pcs.)	2.838 EUR (3)
YTD High   date	4.216 EUR (2024/05/14)
YTD Low   date	2.702 EUR (2024/03/15)
52 Weeks High   date	4.216 EUR (2024/05/14)
52 Weeks Low   date	1.497 EUR (2023/08/29)

## All listings for SOLSTAD FARSTAD ASA

Exchange	Date	Time	Price	Trading volume (mio.)	Number of trades
Tradegate	2024/07/11	22:26	3.282 EUR	0.01	2
Stuttgart	2024/07/11	15:35	3.232 EUR	0.00	13
Munich	2023/10/27	08:04	2.04 EUR	0.00	1
London Stock Exchange	2024/06/18	16:25	39.2975 NOK	0.59	1
Frankfurt	2024/07/11	21:49	3.254 EUR	0.00	3

	11					
First North Stockholm	2024/07/ 11	18:00	38.60 NOK	0.02		2
FINRA other OTC Issues	2024/04/ 05	21:59	3.09 USD	0.00		2
Duesseldorf	2024/07/ 11	08:11	3.398 EUR	0.00		3
Berlin	2024/07/ 11	21:43	3.282 EUR	0.00		19

## Company profile

### Company Logo



### Company Profile

-

### Contact Details

SOLSTAD FARSTAD

--

----

Telefon: -

Fax: -

E-mail: -