

## DENSO CORP

ISIN: JP3551500006

WKN: 6902

## Overview

2024/09/17 17:26:30

Price

12.635 EUR

Difference  -2.05% (-0.27)

## General attributes

ISIN	JP3551500006
Symbol	6902
Exchange	Munich
Currency	EUR
Sector	Automotive
Security type	Stock
Market cap (m)	40,454 EUR
Benchmark	NIKKEI 225

## Market data

Bid (Bid size)	-
Ask (Ask size)	-
Open	12.65 EUR
High	12.65 EUR
Low	12.635 EUR
Close (prev. day)	12.90 EUR
VWAP	16.495 EUR
Volume (pcs)	0
Trading volume	0.00
Number of trades	3
Last size	0

## Futures and Options

Related Futures	-
Related Options	-











5Y



Information about previous performance does not guarantee future performance.

Source: FactSet

## Recent research

on sector		on market	
Date		Headline	Download
2024/09/17		GEVORKYAN Podniková analýza	
2024/09/11		Global Equity Ratings	
2024/09/09		GEVORKYAN Podniková analýza	
2024/09/05		Global Equity Ratings	
2024/08/12		Global Equity Ratings	

## Details

2024/09/17 17:26:30

## Price

12.635 EUR

Difference 📉 -2.05% (-0.27)

## General attributes

ISIN	JP3551500006
Symbol	6902
Exchange	Munich
Currency	EUR
Sector	Automotive
Security type	Stock
Market cap (m)	40,454 EUR
Benchmark	NIKKEI 225

## Market data

Bid (Bid size)	-
Ask (Ask size)	-
Open	12.65 EUR
High	12.65 EUR
Low	12.635 EUR
Close (prev. day)	12.90 EUR
VWAP	16.495 EUR
Volume (pcs)	0
Trading volume	0.00
Number of trades	3
Last size	0

## Performance and Risk

	6m	1Y	3Y
Perf (%)	-23.98%	-22.01%	-16.46%
Perf (abs.)	-3.99	-3.57	-2.49
Beta	-	-	-
Volatility	37.62	33.57	30.37

5Y



Information about previous performance does not guarantee future performance.  
Source: FactSet

## Price data

Ø price 5 days   Ø volume 5 days (pcs.)	12.686 EUR (0)
Ø price 30 days   Ø volume 30 days (pcs.)	13.281 EUR (0)
Ø price 100 days   Ø volume 100 days (pcs.)	14.186 EUR (0)
Ø price 250 days   Ø volume 250 days (pcs.)	14.820 EUR (0)
YTD High   date	17.885 EUR (2024/04/15)
YTD Low   date	11.725 EUR (2024/08/05)
52 Weeks High   date	17.885 EUR (2024/04/15)
52 Weeks Low   date	11.725 EUR (2024/08/05)

## Arbitrage views

Exchange <span>📍</span>	Date	Time	Price	Trading volume (mio.)	Number of trades
Tradegate	2024/09/17	22:26	12.885 EUR	0.00	1
Tokyo Stock Exchange	2024/09/17	08:00	2,011.50 JPY	144.55	9,304
Stuttgart	2024/09/17	08:02	12.755 EUR	0.00	2
Munich	2024/09/17	17:26	12.635 EUR	0.00	3
Hanover	2024/09/17	17:25	12.785 EUR	0.00	4

	17					
Frankfurt	2024/09/ 17	08:04	12.645 EUR	0.00		2
FINRA other OTC Issues	2024/09/ 16	20:33	13.66 USD	0.03		12
Duesseldorf	2024/09/ 17	19:31	12.715 EUR	0.00		6
Berlin	2024/09/ 17	08:03	12.65 EUR	0.00		3

## Company profile

### Company Logo

**DENSO**

### Company Profile

-

### Contact Details

DENSO

--

1-1, Showa-cho, Kariya City - 448-8661 Aichi

Telefon: 0566-25-5511

Fax: 0566-25-4509

E-mail: -