


MEDTRONIC PLC

ISIN: IE00BTN1Y115 WKN: G5960L103

Overview

2024/04/10 08:08:17		
Price	77.10 EUR	
Difference		0.92% (0.70)

General attributes	
ISIN	IE00BTN1Y115
Symbol	MDT
Exchange	Berlin
Currency	EUR
Sector	Chemical / Pharmaceutical / Health
Security type	Stock
Market cap (m)	102,477 EUR
Benchmark	MSCI WORLD INDEX (STRD, UHD)

Market data	
Bid (Bid size)	76.53 EUR (660)
Ask (Ask size)	76.60 EUR (660)
Open	77.10 EUR
High	77.10 EUR
Low	77.10 EUR
Close (prev. day)	76.40 EUR
VWAP	-
Volume (pcs)	0
Trading volume	0.00
Number of trades	1
Last size	0










Futures and Options	
Related Futures	15
Related Options	-

PDF Downloads	
Company report: MEDTRONIC PLC	




Information about previous performance does not guarantee future performance.
Source: FactSet

Recent research

on sector		on market	
Date		Headline	Download
2024/04/03		Global Equity Ratings	
2024/03/13		Global Equity Ratings	
2024/02/22		Global Equity Ratings	
2024/02/14		Global Equity Ratings	
2024/01/23		Global Equity Ratings	

Details

2024/04/10 08:08:17		
Price	77.10 EUR	
Difference		0.92% (0.70)

General attributes	
ISIN	IE00BTN1Y115
Symbol	MDT
Exchange	Berlin
Currency	EUR
Sector	Chemical / Pharmaceutical / Health
Security type	Stock
Market cap (m)	102,477 EUR
Benchmark	MSCI WORLD INDEX (STRD, UHD)

Market data	
Bid (Bid size)	76.53 EUR (660)
Ask (Ask size)	76.60 EUR (660)
Open	77.10 EUR
High	77.10 EUR
Low	77.10 EUR
Close (prev. day)	76.40 EUR
VWAP	-
Volume (pcs)	0
Trading volume	0.00
Number of trades	1
Last size	0

Performance and Risk			
	6m	1Y	3Y
Perf (%)	+6.70%	+3.89%	-24.62%
Perf (abs.)	+4.80	+2.86	-24.95
Beta	0.62	0.66	0.74
Volatility	21.15	21.69	22.93



Information about previous performance does not guarantee future performance.
Source: FactSet

Price data	
Ø price 5 days Ø volume 5 days (pcs.)	77.77 EUR (0)
Ø price 30 days Ø volume 30 days (pcs.)	77.59 EUR (1)
Ø price 100 days Ø volume 100 days (pcs.)	76.62 EUR (9)
Ø price 250 days Ø volume 250 days (pcs.)	76.34 EUR (7)
YTD High date	82.50 EUR (2024/02/20)
YTD Low date	74.60 EUR (2024/01/02)
52 Weeks High date	82.80 EUR (2023/05/02)
52 Weeks Low date	65.74 EUR (2023/11/10)

All listings for MEDTRONIC PLC					
Exchange 	Date	Time	Price	Trading volume (mio.)	Number of trades
Xetra	2024/04/10	17:35	76.63 EUR	0.10	50
Vienna Stock Exchange	2024/04/10	17:32	76.65 EUR	0.00	2
Tradegate	2024/04/10	17:37	76.58 EUR	0.52	71
Stuttgart	2024/04/10	13:57	77.32 EUR	0.04	6
NYSE	2024/	17:46	82.215 USD	156.15	24,625

	04/10					
Munich	2024/ 04/10	08:00	77.10 EUR	0.00	1	
London Stock Exchange	2024/ 04/09	15:30	83.43 USD	0.03	4	
Hanover	2024/ 04/10	08:17	77.11 EUR	0.00	1	
Hamburg	2024/ 04/10	09:55	77.01 EUR	0.00	2	
Frankfurt	2024/ 04/10	16:54	76.84 EUR	0.06	7	
Euronext Milan MTF Trading After Hours	2024/ 04/10	17:44	76.70 EUR	0.00	1	
Euronext Milan MTF Global Equity Market	2024/ 04/10	17:44	76.70 EUR	0.01	3	
Duesseldorf	2024/ 04/10	16:30	77.02 EUR	0.00	4	
Berlin	2024/ 04/10	08:08	77.10 EUR	0.00	1	
BX Swiss	2024/ 02/06	18:00	75.45 CHF	0.02	1	

Company profile

Company Logo



Contact Details

MEDTRONIC PLC

- -

20 On Hatch, Lower Hatch Street - 2 Dublin

Telefon: +353-1-438-1700

Fax: +

E-mail: -

PDF Downloads

Company report: MEDTRONIC PLC



Company Profile

Medtronic Plc is a medical technology company, which engages in the development, manufacture, distribution, and sale of device-based medical therapies and services. It operates through the following segments: Cardiovascular Portfolio, Neuroscience Portfolio, Medical Surgical Portfolio, and Diabetes Operating Unit. The Cardiovascular Portfolio segment includes products for the diagnosis, treatment, and management of cardiac rhythm disorders and cardiovascular disease. The Neuroscience Portfolio is made up of cranial and spinal technologies, specialty therapies, and neuromodulation divisions. The Medical Surgical Portfolio is comprised of surgical innovations and respiratory, gastrointestinal, and renal divisions. The Diabetes Group segment offers insulin pumps, continuous glucose monitoring systems, and insulin pump consumables. The company was founded in 1949 and is headquartered in Dublin, Ireland.

Members of Management Board

Geoffrey S. Martha	Chairman of Managing Board
Carol A. Surface	Member of Executive Committee
Alex Gu	Member of Executive Committee
Bob White	Member of Executive Committee
Brad Lerman	Member of Executive Committee
Brett Wall	Member of Executive Committee
Chris Lee	Member of Executive Committee
Greg Smith	Member of Executive Committee
John Liddicoat, M.D.	Member of Executive Committee
Karen L. Parkhill	Member of Executive Committee
Laura Mauri, M.D.	Member of Executive Committee
Noel Colón	Member of Executive Committee
Richard E. Kuntz, M.D.	Member of Executive Committee
Rob Ten Hoedt	Member of Executive Committee
Sean Salmon	Member of Executive Committee
Torod Neptune	Member of Executive Committee

Board of directors

Andrea Goldsmith	Member of Supervisory Board
Elizabeth Nabel	Member of Supervisory Board
Craig Arnold	Member of Supervisory Board
Denise O'Leary	Member of Supervisory Board
Gary Stevenson	Member of Supervisory Board
Gregory Lewis	Member of Supervisory Board
Kendall Powell	Member of Supervisory Board
Kevin Lofton	Member of Supervisory Board
Lidia Fonseca	Member of Supervisory Board
Randall Hogan	Member of Supervisory Board
Scott Donnelly	Member of Supervisory Board