

Stock Small Caps

Equity fund focused on companies with a lower market capitalization, the so-called "small caps", traded on developed equity markets.

ISIN: CZ0008475043

Overview

| | |
|------------------------------|--|
| 2024/04/24 | |
| NAV | 1.8440 |
| Difference | ▼ -0.28% (-0.01) |
| General attributes | |
| Fund type | Equity Funds |
| Investment company | Erste Asset Management GmbH, pobočka Česká republika |
| Currency | CZK |
| Type | - |
| Begin of subscription period | - |
| Inception | 2017/05/02 |
| Licenced in | CZ |
| Duration of fund | open end |
| Distribution | - |
| Total assets | 15,153,112,244.00 CZK |
| Fiscal year | 01/01 - 12/31 |
| Initial charge | 3.00% |
| Management fee | 1.80% |
| Ongoing charges | 2.24% |
| Minimum investment | 300 CZK |
| Account number | 7333342/0800 |
| Recommended holding period | At least 5 years |
| Investor experience | - |
| Investor tolerance | 4 (scale 1-7) |



The chart shows the current fund share unit price (NAV) of the nominal value of an investment company proclaimed on that working day. Performances under 12 month have only little informative value. Information about previous performance does not guarantee future performance.

Source: Česká spořitelna, a. s.

+ Advantages

- The fund optimally distributes the assets in many titles, which significantly reduces market risks.
- Professional fund management – experienced portfolio manager looks for the best investment opportunities on the market, with the background of analysts from the strong financial group - Erste Asset Management.
- Actively managed currency hedging.
- For regular investments, a discount on the fee for the purchase of share certificates.
- Fast availability of funds (usually within a week).

! Details you should be aware of

Please note that the target market of this investment instrument is listed below. If you do not meet any of the listed parameters, you may be outside the specified target market! The target market defines the set of investors (retail clients) for whom the investment product is intended. This investment product is intended for investors who:

- have sufficient knowledge and/or experience regarding mutual funds.
- seek investment profit
- are able to accept a level of risk that is in accordance with the risk indicator of the product specified in General attributes.
- In the event of an unfavorable development of the investment, they are

able to bear the possible loss, which is illustrated by performance scenarios, see Key Information Document (KID). • are interested in investing within the recommended investment period specified in General attributes. • This fund is not intended for investors (negative product target market) who are unable to bear the possible loss of invested funds in the event of an unfavorable development of the investment. • The client's compatibility with the product's target market will be evaluated during the purchase process.

• The value of the share certificate may fluctuate significantly during the investment duration, and therefore the return of the originally invested amount is not guaranteed. • Be aware of the risk of inflation. Investors should be aware that the fair value of the investment, including any real yield, may fall with regard to how the inflation reduces its value. • Risks that may be significant for the fund are mainly: market risk of changes in the value of securities, interest rate risk, credit risk, currency risk and liquidity risk. Full information on the fund's risks can be found in the prospectus or in the Key information document (KID). • Investors should not base their investment decision solely on the information provided here as they may fall outside the target market or in a negative target market of this product and this product may not be suitable for all investors. • Index table: www.erste-am.cz/tabulkaindexu. Index table: www.erste-am.cz/tabulkaindexu

Performance goal and investment strategy

An equity fund intended mainly for dynamic investors with a long-term investment horizon. The aim of the investment strategy is to provide investors a long-term return by investments in a concentrated portfolio of stocks issued by companies with lower market capitalisation (so-called small caps) listed on developed stock markets of Europe and North America. The objective is achieved by an active selection of individual stocks for a long-term return (so-called "stock picking"). The fund's portfolio usually represents at least forty different investment cases with approximately the same weight. One investment case usually means an investment in one selected stock and in some cases in more stocks. Given the significant representation of stocks in the portfolio and high concentration of the portfolio, the value of the investment may show high short-term volatility. In view of the investment strategy, the fund is suitable for regular investment and of being part of the equity component of the investment portfolio.

Performance (2024/04/18)

| Period | YTD | 6m | 1Y | 3Y | 5Y | 10Y | since inc. |
|--------|------|-------|---------|---------|---------|---------|------------|
| | | | (% p a) | (% p a) | (% p a) | (% p a) | (% p a) |
| Perf | 1.25 | 13.74 | 9.54 | 0.48 | 6.47 | - | 8.96 |

Annual performance in % (-)

| Period | 2019 | 2020 | 2021 | 2022 | 2023 |
|--------|-------|-------|-------|--------|-------|
| Perf | 25.56 | 15.46 | 18.10 | -19.29 | 16.51 |

Minimum & maximum performance in % p.a. (2024/04/18)

| | | |
|----|--------|--|
| 1Y | 92.32 | |
| | -30.95 | |
| 3Y | 20.36 | |
| | 0.02 | |
| 5Y | 11.30 | |
| | 4.26 | |











Statistical figures (2024/03/31)

| | |
|-----------------|---|
| Sharpe Ratio | - |
| Volatility in % | - |

Top holdings (2024/03/31)

| ISIN | Name | Currency | %FA |
|--------------|----------------------------------|----------|------|
| CA21037X1006 | CONSTELLATION SOFTWARE INC | CAD | 4.06 |
| IE00BYTBXV33 | RYANAIR HOLDINGS PLC | EUR | 3.40 |
| DE000KBX1006 | KNORR-BREMSE AG | EUR | 3.36 |
| US1270971039 | COTERRA ENERGY INC | USD | 3.31 |
| GB0031274896 | MARKS AND SPENCER GROUP PLC | GBP | 3.24 |
| CA87262K1057 | TMX GROUP LTD | CAD | 3.19 |
| NL0006294274 | EURONEXT NV | EUR | 3.10 |
| US30063P1057 | EXACT SCIENCES CORP | USD | 3.06 |
| US33768G1076 | SHS FIRSTCASH HOLDINGS INC ORD R | USD | 3.05 |
| AT0000730007 | ANDRITZ AG | EUR | 3.02 |

Percentage holdings by sector (2024/03/31)

| | | |
|--|---------|---------------------------|
|  | 23.20 % | Financials |
|  | 18.09 % | Industrial enterprises |
|  | 14.90 % | Health Care |
|  | 12.80 % | Information Technology |
|  | 7.20 % | Consumer Discretionary |
|  | 6.24 % | Consumer Staples |
|  | 5.43 % | Communication Services |
|  | 4.44 % | Materials |
|  | 4.39 % | Cash and Cash Equivalents |
|  | 3.31 % | Energy |

Holdings by currency (2024/03/31)

| | | |
|--|---------|-----|
|  | 53.04 % | USD |
|  | 24.98 % | EUR |
|  | 11.38 % | CAD |
|  | 5.76 % | GBP |
|  | 4.39 % | CZK |
|  | 0.45 % | SEK |

Disclaimer

The full names of the open-ended mutual funds and complete product information are provided in the statutes (prospectuses) of the funds. The information stated herein is of the nature of a promotional message. The information stated in this message is not an investment recommendation or investment advice since it does not take into account the specific situation of specific investors. The value of the financial instruments may rise and fall, while there is no guarantee of a return on the originally invested amount. Past performance is no guarantee of the same performance in a future period. A visitor to this website may be outside the target market of the financial instruments stated herein. We recommend that you consult your specific investment plan with an expert advisor who will verify that the planned investment will be commensurate with your knowledge and experience, that it will be in accordance with your needs, characteristics and goals, financial circumstances or relation to risk, and will familiarise you with all possible risks of a specific investment opportunity.