

INTERNATIONAL PETROLEUM CORP.

ISIN: CA46016U1084 WKN: -

Overview

2024/09/03 18:00:00

Price
142.20 SEKDifference  -3.72% (-5.50)

General attributes

ISIN	CA46016U1084
Symbol	IPCO
Exchange	Nasdaq Stockholm
Currency	SEK
Sector	Energy / Commodities
Security type	Stock
Market cap (m)	1,528 EUR
Benchmark	S&P/TSX 60 INDEX

Market data

Bid (Bid size)	142.50 SEK (1,080)
Ask (Ask size)	143.50 SEK (80)
Open	150.00 SEK
High	150.00 SEK
Low	140.40 SEK
Close (prev. day)	147.70 SEK
VWAP	143.7018 SEK
Volume (pcs)	198,047
Trading volume	28,460,880.90
Number of trades	1,481
Last size	-

Futures and Options









Related Futures	-
Related Options	-

5Y



Information about previous performance does not guarantee future performance.
Source: FactSet

Recent research

on sector			
Date		Headline	Download
2024/09/03		Akciové trhy - denní zpráva	
2024/09/02		Akciové trhy - denní zpráva	
2024/08/30		Akciové trhy - denní zpráva	
2024/08/29		Akciové trhy - denní zpráva	
2024/08/28		Akciové trhy - denní zpráva	

Details

2024/09/03 18:00:00

Price

142.20 SEK

Difference ▼ -3.72% (-5.50)

General attributes

ISIN	CA46016U1084
Symbol	IPCO
Exchange	Nasdaq Stockholm
Currency	SEK
Sector	Energy / Commodities
Security type	Stock
Market cap (m)	1,528 EUR
Benchmark	S&P/TSX 60 INDEX

Market data

Bid (Bid size)	142.50 SEK (1,080)
Ask (Ask size)	143.50 SEK (80)
Open	150.00 SEK
High	150.00 SEK
Low	140.40 SEK
Close (prev. day)	147.70 SEK
VWAP	143.7018 SEK
Volume (pcs)	198,047
Trading volume	28,460,880.90
Number of trades	1,481
Last size	-

Performance and Risk

	6m	1Y	3Y
Perf (%)	+26.96%	+35.49%	+274.01%
Perf (abs.)	+30.20	+37.25	+104.18
Beta	0.90	0.78	0.90
Volatility	32.77	33.29	40.48

5Y



Information about previous performance does not guarantee future performance.
Source: FactSet

Price data

Ø price 5 days Ø volume 5 days (pcs.)	147.78 SEK (141,812)
Ø price 30 days Ø volume 30 days (pcs.)	147.87 SEK (128,008)
Ø price 100 days Ø volume 100 days (pcs.)	144.87 SEK (147,074)
Ø price 250 days Ø volume 250 days (pcs.)	126.34 SEK (207,648)
YTD High date	158.80 SEK (2024/07/31)
YTD Low date	100.10 SEK (2024/02/06)
52 Weeks High date	158.80 SEK (2024/07/31)
52 Weeks Low date	95.40 SEK (2023/10/05)

All listings for INTERNATIONAL PETROLEUM CORP.

Exchange	Date	Time	Price	Trading volume (mio.)	Number of trades
Tradegate	2024/09/03	22:02	12.18 EUR	0.00	1
Toronto Stock Exchange	2024/09/03	22:00	18.40 CAD	1.61	579
Stuttgart	2024/09/03	15:44	12.36 EUR	0.00	10
Nasdaq Stockholm	2024/09/03	18:00	142.20 SEK	28.46	1,481
Munich	2024/09/03	08:03	13.09 EUR	0.00	2

	09/03					
London Stock Exchange European Trade Reporting	2024/ 09/03	17:30	143.55 SEK	0.00		1
Frankfurt	2024/ 09/03	21:49	12.30 EUR	0.00		1
FINRA other OTC Issues	2024/ 08/30	21:55	14.53 USD	0.06		3
Duesseldorf	2024/ 09/03	19:31	12.36 EUR	0.00		7
Berlin	2024/ 09/03	21:43	12.25 EUR	0.00		19

Company profile

Company Logo



Company Profile

-

Contact Details

INTERNATIONAL PETROLEUM

--

Telefon: -

Fax: -

E-mail: -