

AUSTRIA KAZAKH TRADED INDEX(EUR)

ISIN: **AT0000A05T21** WKN: -

Overview

2024/10/18 17:53:00	
Price	754.23 EUR
Difference	▲ 0.24% (1.80)
General attributes	
ISIN	AT0000A05T21
Symbol	-
Country	Austria
Instruments in index	4
Type of index	-
Security type	Index
Market data	
Open	754.23 EUR
High	754.23 EUR
Low	754.23 EUR
Close (prev. day)	752.43 EUR
Trading volume (m)	-
Volume (pcs)	-



Information about previous performance does not guarantee future performance.
Source: FactSet

Top 5

Name	Price	+ - (%)	Trend
NAC KAZATO...	40.70	+1.50	▲
HALYK SAVI...	17.90	+0.45	➔

Intraday 1W 1M 6m 1Y 3Y

Flop 5

Name	Price	+ - (%)	Trend
AIR ASTANA...	6.36	-1.70	▼
NOSTRUM OI...	3.92	-0.76	➔

Intraday 1W 1M 6m 1Y 3Y

Futures and Options

Related Futures	-
Related Options	-

Recent research

Date	Headline	Download
2024/10/17	ECB cuts further	
2024/10/17	Week Ahead	
2024/10/16	Credit Markets Weekly	
2024/10/11	Week Ahead	
2024/10/09	Credit Markets Weekly	

5Y

Details

2024/10/18 17:53:00

Price

754.23 EUR

Difference



0.24% (1.80)

General attributes

ISIN AT0000A05T21

Symbol -

Country Austria

Security type Index

Instruments in index 4

Market data

Open 754.23 EUR

High 754.23 EUR

Low 754.23 EUR

Close (prev. day) 752.43 EUR

Trading volume (m) -

Volume (pcs) -

Performance and Risk

	6m	1Y	3Y
Perf (%)	-5.89%	+6.79%	-1.61%
Perf (abs.)	-47.18	+47.98	-12.33
Beta	-	-	-
Volatility	18.88	19.74	33.00












Information about previous performance does not guarantee future performance.

Source: FactSet

Price data

Ø price 5 days Ø volume 5 days (pcs.)	743.92 EUR (0)
Ø price 30 days Ø volume 30 days (pcs.)	727.64 EUR (0)
Ø price 100 days Ø volume 100 days (pcs.)	756.40 EUR (0)
Ø price 250 days Ø volume 250 days (pcs.)	768.13 EUR (0)
YTD High date	875.13 EUR (2024/05/20)
YTD Low date	704.46 EUR (2024/09/10)
52 Weeks High date	875.13 EUR (2024/05/20)
52 Weeks Low date	690.88 EUR (2023/11/06)

Composition

Name  ISIN	Price	Diff %  Diff +/-	Performance 	Date Time	Turnover Pc.  Turnover Money 
AIR ASTANA JOINT STOCK CO... US0090632078	6.36	-1.70% -0.11		24/10/18 17:35:22	16,193 103,233.03
HALYK SAVINGS BK OF KAZAK... US46627J3023	17.90	0.45% 0.08		24/10/18 17:35:14	15,416 274,226.50
NAC KAZATOMPROM JSC GDR US63253R2013	40.70	1.50% 0.60		24/10/18 17:35:10	43,893 1,777,333.85
NOSTRUM OIL & GAS PLC GBP... GB00BQVVS097	3.92	-0.76% -0.03		24/10/18 17:35:28	- -