

AUSTRIA KAZAKH TRADED INDEX(EUR)

ISIN: **AT0000A05T21** WKN: -

Overview

2024/09/17 17:53:00	
Price	708.93 EUR
Difference	▲ 0.43% (3.03)
General attributes	
ISIN	AT0000A05T21
Symbol	-
Country	Austria
Instruments in index	4
Type of index	-
Security type	Index
Market data	
Open	708.93 EUR
High	708.93 EUR
Low	708.93 EUR
Close (prev. day)	705.90 EUR
Trading volume (m)	-
Volume (pcs)	-



Information about previous performance does not guarantee future performance.
Source: FactSet

Top 5

Name	Price	+ - (%)	Trend
HALYK SAVI...	17.60	+3.53	▲
AIR ASTANA...	6.65	+0.61	→
NAC KAZATO...	36.15	+0.56	→

Intraday 1W 1M 6m 1Y 3Y

Flop 5

Name	Price	+ - (%)	Trend
NOSTRUM OI...	3.80	-6.17	▼

Intraday 1W 1M 6m 1Y 3Y

Futures and Options

Related Futures	-
Related Options	-

Recent research

Date	Headline	Download
2024/09/18	Credit Markets Weekly	
2024/09/13	Austria Economy stagnates in 2024, inflation fur...	
2024/09/13	Week Ahead	
2024/09/12	ECB cuts further	
2024/09/11	Oberbank AG	

Details

2024/09/17 17:53:00

Price

708.93 EUR

Difference



0.43% (3.03)

General attributes

ISIN AT0000A05T21

Symbol -

Country Austria

Security type Index

Instruments in index 4

Market data

Open 708.93 EUR

High 708.93 EUR

Low 708.93 EUR

Close (prev. day) 705.90 EUR

Trading volume (m) -

Volume (pcs) -

Performance and Risk

	6m	1Y	3Y
Perf (%)	-13.48%	+0.58%	+3.21%
Perf (abs.)	-110.47	+4.10	+22.07
Beta	-	-	-
Volatility	19.13	20.16	33.16












Information about previous performance does not guarantee future performance.

Source: FactSet

Price data

Ø price 5 days Ø volume 5 days (pcs.)	712.69 EUR (0)
Ø price 30 days Ø volume 30 days (pcs.)	726.56 EUR (0)
Ø price 100 days Ø volume 100 days (pcs.)	782.17 EUR (0)
Ø price 250 days Ø volume 250 days (pcs.)	767.19 EUR (0)
YTD High date	875.13 EUR (2024/05/20)
YTD Low date	704.46 EUR (2024/09/10)
52 Weeks High date	875.13 EUR (2024/05/20)
52 Weeks Low date	690.88 EUR (2023/11/06)

Composition

Name  ISIN	Price	Diff %  Diff +/-	Performance 	Date Time	Turnover Pc.  Turnover Money 
AIR ASTANA JOINT STOCK CO... US0090632078	6.65	0.61% 0.04		24/09/18 16:12:22	9,381 62,424.53
HALYK SAVINGS BK OF KAZAK... US46627J3023	17.60	3.53% 0.60		24/09/18 16:12:41	48,559 846,510.48
NAC KAZATOMPROM JSC GDR US63253R2013	36.15	0.56% 0.20		24/09/18 16:13:30	31,031 1,135,782.45
NOSTRUM OIL & GAS PLC GBP... GB00BQVVS097	3.80	-6.17% -0.25		24/09/18 09:05:17	4,009 15,234.20