

# AUSTRIA KAZAKH TRADED INDEX(EUR)

ISIN: **AT0000A05T21** WKN: -

## Overview

<b>2024/08/15 17:53:00</b>	
<b>Price</b>	<b>755.38</b> EUR
<b>Difference</b>	<span style="color: green;">▲</span> 1.78% (13.19)
<b>General attributes</b>	
<b>ISIN</b>	AT0000A05T21
<b>Symbol</b>	-
<b>Country</b>	Austria
<b>Instruments in index</b>	4
<b>Type of index</b>	-
<b>Security type</b>	Index
<b>Market data</b>	
<b>Open</b>	755.38 EUR
<b>High</b>	755.38 EUR
<b>Low</b>	755.38 EUR
<b>Close (prev. day)</b>	742.19 EUR
<b>Trading volume (m)</b>	-
<b>Volume (pcs)</b>	-



Information about previous performance does not guarantee future performance.  
Source: FactSet

### Top 5

Name	Price	+ - (%)	Trend
NAC KAZATO...	37.25	+1.36	<span style="color: green;">▲</span>

Intraday 1W 1M 6m 1Y 3Y

### Flop 5

Name	Price	+ - (%)	Trend
AIR ASTANA...	7.00	-1.41	<span style="color: red;">▼</span>
HALYK SAVI...	18.52	-1.28	<span style="color: red;">▼</span>

Intraday 1W 1M 6m 1Y 3Y

### Futures and Options

<b>Related Futures</b>	-
<b>Related Options</b>	-

### Recent research

Date	Headline	Download
2024/08/16	Week Ahead	
2024/08/12	Global Equity Ratings	
2024/08/09	Week Ahead	
2024/08/02	Week Ahead	
2024/07/31	Credit Markets Weekly	

## Details

2024/08/15 17:53:00

Price

**755.38** EUR

Difference



1.78% (13.19)

### General attributes

ISIN AT0000A05T21

Symbol -

Country Austria

Security type Index

Instruments in index 4

### Market data

Open 755.38 EUR

High 755.38 EUR

Low 755.38 EUR

Close (prev. day) 742.19 EUR

Trading volume (m) -

Volume (pcs) -

### Performance and Risk

	6m	1Y	3Y
Perf (%)	-3.34%	+19.73%	+29.13%
Perf (abs.)	-26.13	+124.47	+170.42
Beta	-	-	-
Volatility	18.78	20.67	33.42











Information about previous performance does not guarantee future performance.

Source: FactSet

### Price data

Ø price 5 days   Ø volume 5 days (pcs.)	743.86 EUR (0)
Ø price 30 days   Ø volume 30 days (pcs.)	758.65 EUR (0)
Ø price 100 days   Ø volume 100 days (pcs.)	805.24 EUR (0)
Ø price 250 days   Ø volume 250 days (pcs.)	763.70 EUR (0)
YTD High   date	875.13 EUR (2024/05/20)
YTD Low   date	715.19 EUR (2024/01/26)
52 Weeks High   date	875.13 EUR (2024/05/20)
52 Weeks Low   date	628.65 EUR (2023/08/16)

## Composition

Name  ISIN	Price	Diff %  Diff +/-	Performance 	Date Time	Turnover Pc.  Turnover Money 
AIR ASTANA JOINT STOCK CO... US0090632078	7.00	-1.41% -0.10		24/08/16 11:14:18	83,121 582,673.96
HALYK SAVINGS BK OF KAZAK... US46627J3023	18.52	-1.28% -0.24		24/08/16 12:56:31	2,603 48,424.26
NAC KAZATOMPROM JSC GDR US63253R2013	37.25	1.36% 0.50		24/08/16 12:21:57	6,386 235,330.45
NOSTRUM OIL & GAS PLC GBP... GB00BQVVS097	5.155	0.00% 0.00		24/08/15 17:35:07	- -