

AUSTRIA KAZAKH TRADED INDEX(EUR)

ISIN: **AT0000A05T21** WKN: -

Overview

2024/07/26 17:53:00	
Price	760.25 EUR
Difference	▲ 0.34% (2.58)
General attributes	
ISIN	AT0000A05T21
Symbol	-
Country	Austria
Instruments in index	4
Type of index	-
Security type	Index
Market data	
Open	760.25 EUR
High	760.25 EUR
Low	760.25 EUR
Close (prev. day)	757.67 EUR
Trading volume (m)	-
Volume (pcs)	-



Information about previous performance does not guarantee future performance.
Source: FactSet

Top 5

Name	Price	+ - (%)	Trend
AIR ASTANA...	7.21	+0.14	➔

Intraday 1W 1M 6m 1Y 3Y

Flop 5

Name	Price	+ - (%)	Trend
NAC KAZATO...	37.25	-1.59	▼
NOSTRUM OI...	5.10	-0.97	➔
HALYK SAVI...	17.70	-0.11	➔

Intraday 1W 1M 6m 1Y 3Y

Futures and Options

Related Futures	-
Related Options	-

Recent research

Date	Headline	Download
2024/07/26	Week Ahead	Download
2024/07/24	Credit Markets Weekly	Download
2024/07/19	Week Ahead	Download
2024/07/18	Data confirms ECB expectations	Download
2024/07/17	Credit Markets Weekly	Download

Details

2024/07/26 17:53:00

Price

760.25 EUR

Difference



0.34% (2.58)

General attributes

ISIN AT0000A05T21

Symbol -

Country Austria

Security type Index

Instruments in index 4

Market data

Open 760.25 EUR

High 760.25 EUR

Low 760.25 EUR

Close (prev. day) 757.67 EUR

Trading volume (m) -

Volume (pcs) -

Performance and Risk

	6m	1Y	3Y
Perf (%)	+6.30%	+27.59%	+33.47%
Perf (abs.)	+45.06	+164.38	+190.63
Beta	-	-	-
Volatility	19.18	20.47	33.40



5Y






Information about previous performance does not guarantee future performance.

Source: FactSet

Price data

Ø price 5 days Ø volume 5 days (pcs.)	758.28 EUR (0)
Ø price 30 days Ø volume 30 days (pcs.)	789.33 EUR (0)
Ø price 100 days Ø volume 100 days (pcs.)	816.07 EUR (0)
Ø price 250 days Ø volume 250 days (pcs.)	757.80 EUR (0)
YTD High date	875.13 EUR (2024/05/20)
YTD Low date	715.19 EUR (2024/01/26)
52 Weeks High date	875.13 EUR (2024/05/20)
52 Weeks Low date	614.95 EUR (2023/07/27)

Composition

Name  ISIN	Price	Diff %  Diff +/-	Performance 	Date Time	Turnover Pc.  Turnover Money 
AIR ASTANA JOINT STOCK CO... US0090632078	7.21	0.14% 0.01		24/07/26 17:35:10	3,391 24,588.33
HALYK SAVINGS BK OF KAZAK... US46627J3023	17.70	-0.11% -0.02		24/07/26 17:35:26	11,408 201,324.54
NAC KAZATOMPROM JSC GDR US63253R2013	37.25	-1.59% -0.60		24/07/26 17:35:17	44,940 1,687,546.60
NOSTRUM OIL & GAS PLC GBP... GB00BQVVS097	5.10	-0.97% -0.05		24/07/26 17:35:19	3,025 17,262.42