

AUSTRIA KAZAKH TRADED INDEX(EUR)

ISIN: **AT0000A05T21** WKN: -

Overview

2024/07/16 17:53:00	
Price	775.28 EUR
Difference	▲ 0.19% (1.45)
General attributes	
ISIN	AT0000A05T21
Symbol	-
Country	Austria
Instruments in index	4
Type of index	-
Security type	Index
Market data	
Open	775.28 EUR
High	775.28 EUR
Low	775.28 EUR
Close (prev. day)	773.83 EUR
Trading volume (m)	-
Volume (pcs)	-



Information about previous performance does not guarantee future performance.
Source: FactSet

Top 5

Name	Price	+ - (%)	Trend
NAC KAZATO...	38.80	+0.26	➔

Intraday 1W 1M 6m 1Y 3Y

Flop 5

Name	Price	+ - (%)	Trend
NOSTRUM OI...	5.00	-7.75	▼
AIR ASTANA...	7.46	-3.12	▼
HALYK SAVI...	17.30	-0.80	➔

Intraday 1W 1M 6m 1Y 3Y

Futures and Options

Related Futures	-
Related Options	-

Recent research

Date	Headline	Download
2024/07/15	CSSD market 1H 2024: Schuldschein market gives way...	
2024/07/15	Bausparkasse Wuestenrot AG	
2024/07/12	Week Ahead	
2024/07/10	Credit Markets Weekly	
2024/07/09	Political environment weighs on outlook	

5Y

Details

2024/07/16 17:53:00

Price

775.28 EUR

Difference



0.19% (1.45)

General attributes

ISIN AT0000A05T21

Symbol -

Country Austria

Security type Index

Instruments in index 4

Market data

Open 775.28 EUR

High 775.28 EUR

Low 775.28 EUR

Close (prev. day) 773.83 EUR

Trading volume (m) -

Volume (pcs) -

Performance and Risk

	6m	1Y	3Y
Perf (%)	-2.02%	+31.59%	+38.80%
Perf (abs.)	-15.98	+186.10	+216.72
Beta	-	-	-
Volatility	20.22	20.69	33.51







Information about previous performance does not guarantee future performance.

Source: FactSet

Price data

Ø price 5 days Ø volume 5 days (pcs.)	778.91 EUR (0)
Ø price 30 days Ø volume 30 days (pcs.)	800.92 EUR (0)
Ø price 100 days Ø volume 100 days (pcs.)	819.24 EUR (0)
Ø price 250 days Ø volume 250 days (pcs.)	753.01 EUR (0)
YTD High date	875.13 EUR (2024/05/20)
YTD Low date	715.19 EUR (2024/01/26)
52 Weeks High date	875.13 EUR (2024/05/20)
52 Weeks Low date	586.29 EUR (2023/07/17)

Composition

Name  ISIN	Price	Diff %  Diff +/-	Performance 	Date Time	Turnover Pc.  Turnover Money 
AIR ASTANA JOINT STOCK CO... US0090632078	7.46	-3.12% -0.24		24/07/17 13:08:51	2,127 16,345.13
HALYK SAVINGS BK OF KAZAK... US46627J3023	17.30	-0.80% -0.14		24/07/17 13:08:32	1,025 17,782.66
NAC KAZATOMPROM JSC GDR US63253R2013	38.80	0.26% 0.10		24/07/17 13:01:41	21,238 824,467.45
NOSTRUM OIL & GAS PLC GBP... GB00BQVVS097	5.00	-7.75% -0.42		24/07/17 12:56:49	181,731 953,988.52