

AUSTRIA KAZAKH TRADED INDEX(EUR)

ISIN: **AT0000A05T21** WKN: -

Overview

2024/07/11 17:53:00

Price

788.70 EURDifference  2.29% (17.65)

General attributes

ISIN	AT0000A05T21
Symbol	-
Country	Austria
Instruments in index	4
Type of index	-
Security type	Index

Market data

Open	788.70 EUR
High	788.70 EUR
Low	788.70 EUR
Close (prev. day)	771.05 EUR
Trading volume (m)	-
Volume (pcs)	-

Top 5

Name 	Price	+ - (%) 	Trend 
NOSTRUM OI...	5.06	+8.35 	
NAC KAZATO...	39.90	+5.56 	
AIR ASTANA...	7.74	+3.20 	
HALYK SAVI...	17.68	+1.03 	

Intraday **1W** 1M 6m 1Y 3Y

Flop 5

Name 	Price	+ - (%) 	Trend 
HALYK SAVI...	17.68	+1.03 	
AIR ASTANA...	7.74	+3.20 	
NAC KAZATO...	39.90	+5.56 	
NOSTRUM OI...	5.06	+8.35 	

Intraday **1W** 1M 6m 1Y 3Y

Futures and Options

Related Futures	-
Related Options	-

5Y













Information about previous performance does not guarantee future performance.

Source: FactSet

Recent research

on market

Date	Headline	Download
2024/07/10	 Credit Markets Weekly	
2024/07/09	 Political environment weighs on outlook	
2024/07/05	 Week Ahead	
2024/07/03	 Global Strategy 3Q 2024	
2024/07/03	 Credit Markets Weekly	

Details

2024/07/11 17:53:00

Price

788.70 EUR

Difference



2.29% (17.65)

General attributes

ISIN AT0000A05T21

Symbol -

Country Austria

Security type Index

Instruments in index 4

Market data

Open 788.70 EUR

High 788.70 EUR

Low 788.70 EUR

Close (prev. day) 771.05 EUR

Trading volume (m) -

Volume (pcs) -

Performance and Risk

	6m	1Y	3Y
Perf (%)	+2.88%	+31.91%	+41.19%
Perf (abs.)	+22.09	+190.81	+230.11
Beta	-	-	-
Volatility	20.39	20.64	33.56



Information about previous performance does not guarantee future performance.

Source: FactSet

Price data

Ø price 5 days Ø volume 5 days (pcs.)	789.03 EUR (0)
Ø price 30 days Ø volume 30 days (pcs.)	804.30 EUR (0)
Ø price 100 days Ø volume 100 days (pcs.)	819.42 EUR (0)
Ø price 250 days Ø volume 250 days (pcs.)	750.70 EUR (0)
YTD High date	875.13 EUR (2024/05/20)
YTD Low date	715.19 EUR (2024/01/26)
52 Weeks High date	875.13 EUR (2024/05/20)
52 Weeks Low date	585.29 EUR (2023/07/12)

Composition

Name  ISIN	Price	Diff %  Diff +/-	Performance 	Date Time	Turnover Pc.  Turnover Money 
AIR ASTANA JOINT STOCK CO... US0090632078	7.74	3.20% 0.24		24/07/11 17:35:12	877 6,697.91
HALYK SAVINGS BK OF KAZAK... US46627J3023	17.68	1.03% 0.18		24/07/11 17:35:10	28,455 496,571.58
NAC KAZATOMPROM JSC GDR US63253R2013	39.90	5.56% 2.10		24/07/11 17:35:19	134,645 5,320,941.35
NOSTRUM OIL & GAS PLC GBP... GB00BQVVS097	5.06	8.35% 0.39		24/07/11 17:35:18	116,592 525,865.20