

AUSTRIA KAZAKH TRADED INDEX(EUR)

ISIN: **AT0000A05T21** WKN: -

Overview

2024/06/28 17:53:00	
Price	817.58 EUR
Difference	▲ 0.16% (1.32)
General attributes	
ISIN	AT0000A05T21
Symbol	-
Country	Austria
Instruments in index	4
Type of index	-
Security type	Index
Market data	
Open	817.58 EUR
High	817.58 EUR
Low	817.58 EUR
Close (prev. day)	816.26 EUR
Trading volume (m)	-
Volume (pcs)	-



5Y

Top 5

Name	Price	+ - (%)	Trend
NAC KAZATO...	40.00	+1.52	▲

Intraday 1W 1M 6m 1Y 3Y

Flop 5

Name	Price	+ - (%)	Trend
HALYK SAVI...	17.98	-0.11	▼

Intraday 1W 1M 6m 1Y 3Y

Futures and Options

Related Futures	-
Related Options	-

Information about previous performance does not guarantee future performance.
Source: FactSet

Recent research

Date	Headline	Download
2024/06/28	Week Ahead	
2024/06/26	WIFO and IHS revise GDP forecast	
2024/06/26	Credit Markets Weekly	
2024/06/21	Week Ahead	
2024/06/21	Global Equity Ratings	

Details

2024/06/28 17:53:00

Price

817.58 EUR

Difference



0.16% (1.32)

General attributes

ISIN AT0000A05T21

Symbol -

Country Austria

Security type Index

Instruments in index 4

Market data

Open 817.58 EUR

High 817.58 EUR

Low 817.58 EUR

Close (prev. day) 816.26 EUR

Trading volume (m) -

Volume (pcs) -

Performance and Risk

	6m	1Y	3Y
Perf (%)	+13.43%	+38.24%	+42.03%
Perf (abs.)	+96.82	+226.15	+241.95
Beta	-	-	-
Volatility	20.51	20.76	33.56








Information about previous performance does not guarantee future performance.

Source: FactSet

Price data

Ø price 5 days Ø volume 5 days (pcs.)	814.24 EUR (0)
Ø price 30 days Ø volume 30 days (pcs.)	819.83 EUR (0)
Ø price 100 days Ø volume 100 days (pcs.)	816.25 EUR (0)
Ø price 250 days Ø volume 250 days (pcs.)	743.02 EUR (0)
YTD High date	875.13 EUR (2024/05/20)
YTD Low date	715.19 EUR (2024/01/26)
52 Weeks High date	875.13 EUR (2024/05/20)
52 Weeks Low date	575.41 EUR (2023/07/07)

Composition

Name  ISIN	Price	Diff %  Diff +/-	Performance 	Date Time	Turnover Pc.  Turnover Money 
AIR ASTANA JOINT STOCK CO... US0090632078	8.10	0.00% 0.00		24/06/28 17:35:17	- -
HALYK SAVINGS BK OF KAZAK... US46627J3023	17.98	-0.11% -0.02		24/06/28 17:35:04	16,638 295,926.74
NAC KAZATOMPROM JSC GDR US63253R2013	40.00	1.52% 0.60		24/06/28 17:35:26	52,087 2,076,439.60
NOSTRUM OIL & GAS PLC GBP... GB00BQVVS097	4.47	0.00% 0.00		24/06/28 17:35:04	- -