

AUSTRIA KAZAKH TRADED INDEX(EUR)

ISIN: **AT0000A05T21** WKN: -

Overview

2024/06/25 17:53:00	
Price	812.54 EUR
Difference	▲ 0.42% (3.37)
General attributes	
ISIN	AT0000A05T21
Symbol	-
Country	Austria
Instruments in index	4
Type of index	-
Security type	Index
Market data	
Open	812.54 EUR
High	812.54 EUR
Low	812.54 EUR
Close (prev. day)	809.17 EUR
Trading volume (m)	-
Volume (pcs)	-



Information about previous performance does not guarantee future performance.
Source: FactSet

Top 5

Name	Price	+ - (%)	Trend
NOSTRUM OI...	5.186	+5.41	▲
HALYK SAVI...	17.84	+0.79	→

Intraday 1W 1M 6m 1Y 3Y

Flop 5

Name	Price	+ - (%)	Trend
AIR ASTANA...	7.94	-1.73	▼
NAC KAZATO...	39.10	-0.89	→

Intraday 1W 1M 6m 1Y 3Y

Futures and Options

Related Futures	-
Related Options	-

Recent research

Date	Headline	Download
2024/06/26	Credit Markets Weekly	
2024/06/21	Week Ahead	
2024/06/21	Global Equity Ratings	
2024/06/14	Week Ahead	
2024/06/14	Austria Weak economic growth in 1Q2024, inflatio...	

5Y

Details

2024/06/25 17:53:00

Price

812.54 EUR

Difference



0.42% (3.37)

General attributes

ISIN AT0000A05T21

Symbol -

Country Austria

Security type Index

Instruments in index 4

Market data

Open 812.54 EUR

High 812.54 EUR

Low 812.54 EUR

Close (prev. day) 809.17 EUR

Trading volume (m) -

Volume (pcs) -

Performance and Risk

	6m	1Y	3Y
Perf (%)	+12.42%	+39.27%	+41.00%
Perf (abs.)	+89.80	+229.10	+236.26
Beta	-	-	-
Volatility	20.61	20.99	33.61












Information about previous performance does not guarantee future performance.

Source: FactSet

Price data

Ø price 5 days Ø volume 5 days (pcs.)	807.07 EUR (0)
Ø price 30 days Ø volume 30 days (pcs.)	821.94 EUR (0)
Ø price 100 days Ø volume 100 days (pcs.)	814.52 EUR (0)
Ø price 250 days Ø volume 250 days (pcs.)	740.30 EUR (0)
YTD High date	875.13 EUR (2024/05/20)
YTD Low date	715.19 EUR (2024/01/26)
52 Weeks High date	875.13 EUR (2024/05/20)
52 Weeks Low date	575.41 EUR (2023/07/07)

Composition

Name  ISIN	Price	Diff %  Diff +/-	Performance 	Date Time	Turnover Pc.  Turnover Money 
AIR ASTANA JOINT STOCK CO... US0090632078	7.94	-1.73% -0.14		24/06/26 15:10:29	2,402 18,979.57
HALYK SAVINGS BK OF KAZAK... US46627J3023	17.84	0.79% 0.14		24/06/26 14:40:38	22,474 400,469.78
NAC KAZATOMPROM JSC GDR US63253R2013	39.10	-0.89% -0.35		24/06/26 15:20:40	24,148 946,777.15
NOSTRUM OIL & GAS PLC GBP... GB00BQVVS097	5.186	5.41% 0.27		24/06/26 15:06:16	3,659 18,997.98