

# AUSTRIA KAZAKH TRADED INDEX(EUR)

ISIN: **AT0000A05T21** WKN: -

## Overview

2024/06/25 17:53:00	
<b>Price</b>	<b>812.54</b> EUR
<b>Difference</b>	<span style="color: green;">▲</span> 0.42% (3.37)
<b>General attributes</b>	
ISIN	AT0000A05T21
Symbol	-
Country	Austria
Instruments in index	4
Type of index	-
Security type	Index
<b>Market data</b>	
Open	812.54 EUR
High	812.54 EUR
Low	812.54 EUR
Close (prev. day)	809.17 EUR
Trading volume (m)	-
Volume (pcs)	-



Information about previous performance does not guarantee future performance.  
Source: FactSet

### Top 5

Name	Price	+ - (%)	Trend
NOSTRUM OI...	5.186	+5.41	<span style="color: green;">▲</span>
HALYK SAVI...	17.82	+0.68	<span style="color: grey;">➔</span>

Intraday 1W 1M 6m 1Y 3Y

### Flop 5

Name	Price	+ - (%)	Trend
AIR ASTANA...	7.94	-1.73	<span style="color: red;">▼</span>
NAC KAZATO...	39.10	-0.89	<span style="color: grey;">➔</span>

Intraday 1W 1M 6m 1Y 3Y

### Futures and Options

Related Futures	-
Related Options	-

### Recent research

Date	Headline	Download
2024/06/26	Credit Markets Weekly	
2024/06/21	Week Ahead	
2024/06/21	Global Equity Ratings	
2024/06/14	Week Ahead	
2024/06/14	Austria   Weak economic growth in 1Q2024, inflatio...	

5Y

## Details

2024/06/25 17:53:00

Price

**812.54** EUR

Difference



0.42% (3.37)

## General attributes

ISIN AT0000A05T21

Symbol -

Country Austria

Security type Index

Instruments in index 4

## Market data

Open 812.54 EUR

High 812.54 EUR

Low 812.54 EUR

Close (prev. day) 809.17 EUR

Trading volume (m) -

Volume (pcs) -

## Performance and Risk

	6m	1Y	3Y
Perf (%)	+12.42%	+39.27%	+41.00%
Perf (abs.)	+89.80	+229.10	+236.26
Beta	-	-	-
Volatility	20.61	20.99	33.61



5Y










Information about previous performance does not guarantee future performance.

Source: FactSet

## Price data

Ø price 5 days   Ø volume 5 days (pcs.)	807.07 EUR (0)
Ø price 30 days   Ø volume 30 days (pcs.)	821.94 EUR (0)
Ø price 100 days   Ø volume 100 days (pcs.)	814.52 EUR (0)
Ø price 250 days   Ø volume 250 days (pcs.)	740.30 EUR (0)
YTD High   date	875.13 EUR (2024/05/20)
YTD Low   date	715.19 EUR (2024/01/26)
52 Weeks High   date	875.13 EUR (2024/05/20)
52 Weeks Low   date	575.41 EUR (2023/07/07)

## Composition

Name  ISIN	Price	Diff %  Diff +/-	Performance 	Date Time	Turnover Pc.  Turnover Money 
AIR ASTANA JOINT STOCK CO... US0090632078	7.94	-1.73% -0.14		24/06/26 15:10:29	2,402 18,979.57
HALYK SAVINGS BK OF KAZAK... US46627J3023	17.82	0.68% 0.12		24/06/26 15:32:00	22,620 403,071.50
NAC KAZATOMPROM JSC GDR US63253R2013	39.10	-0.89% -0.35		24/06/26 15:32:26	24,376 955,691.95
NOSTRUM OIL & GAS PLC GBP... GB00BQVVS097	5.186	5.41% 0.27		24/06/26 15:06:16	3,659 18,997.98