

AUSTRIA KAZAKH TRADED INDEX(EUR)

ISIN: **AT0000A05T21** WKN: -

Overview

2024/05/31 17:53:00	
Price	815.97 EUR
Difference	▼ -0.58% (-4.72)
General attributes	
ISIN	AT0000A05T21
Symbol	-
Country	Austria
Instruments in index	4
Type of index	-
Security type	Index
Market data	
Open	815.97 EUR
High	815.97 EUR
Low	815.97 EUR
Close (prev. day)	820.69 EUR
Trading volume (m)	-
Volume (pcs)	-



Information about previous performance does not guarantee future performance.
Source: FactSet

Top 5

Name	Price	+ - (%)	Trend
NOSTRUM OI...	5.65	+10.78	▲
NAC KAZATO...	41.25	+0.61	→

Intraday 1W 1M 6m 1Y 3Y

Flop 5

Name	Price	+ - (%)	Trend
AIR ASTANA...	7.94	-2.93	▼
HALYK SAVI...	17.90	-0.56	→

Intraday 1W 1M 6m 1Y 3Y

Futures and Options

Related Futures	-
Related Options	-

Recent research

Date	Headline	Download
2024/05/31	Week Ahead	
2024/05/31	Inflation decreases to 3.3%	
2024/05/29	Credit Markets Weekly	
2024/05/28	Sparkasse Hannover	
2024/05/27	Eurozone USA: Bumpy interest rate paths	

Details

2024/05/31 17:53:00

Price

815.97 EUR

Difference

**-0.58%** (-4.72)

General attributes

ISIN AT0000A05T21

Symbol -

Country Austria

Security type Index

Instruments in index 4

Market data

Open 815.97 EUR

High 815.97 EUR

Low 815.97 EUR

Close (prev. day) 820.69 EUR

Trading volume (m) -

Volume (pcs) -

Performance and Risk

	6m	1Y	3Y
Perf (%)	+12.49%	+42.05%	+49.63%
Perf (abs.)	+90.62	+241.55	+270.65
Beta	-	-	-
Volatility	21.78	21.29	33.63



5Y










Information about previous performance does not guarantee future performance.

Source: FactSet

Price data

Ø price 5 days Ø volume 5 days (pcs.)	831.62 EUR (0)
Ø price 30 days Ø volume 30 days (pcs.)	841.66 EUR (0)
Ø price 100 days Ø volume 100 days (pcs.)	804.88 EUR (0)
Ø price 250 days Ø volume 250 days (pcs.)	725.51 EUR (0)
YTD High date	875.13 EUR (2024/05/20)
YTD Low date	715.19 EUR (2024/01/26)
52 Weeks High date	875.13 EUR (2024/05/20)
52 Weeks Low date	564.39 EUR (2023/06/05)

Composition

Name  ISIN	Price	Diff %  Diff +/-	Performance 	Date Time	Turnover Pc.  Turnover Money 
AIR ASTANA JOINT STOCK CO... US0090632078	7.94	-2.93% -0.24		24/05/31 17:35:22	7,894 62,982.27
HALYK SAVINGS BK OF KAZAK... US46627J3023	17.90	-0.56% -0.10		24/05/31 17:35:00	8,971 160,641.66
NAC KAZATOMPROM JSC GDR US63253R2013	41.25	0.61% 0.25		24/05/31 17:35:26	36,747 1,518,592.50
NOSTRUM OIL & GAS PLC GBP... GB00BQVVS097	5.65	10.78% 0.55		24/05/31 17:35:17	- -