

AUSTRIA KAZAKH TRADED INDEX(EUR)

ISIN: **AT0000A05T21** WKN: -

Overview

2024/05/24 17:53:00

Price

853.81 EURDifference  0.61% (5.18)

General attributes

ISIN AT0000A05T21

Symbol -

Country Austria

Instruments in index 4

Type of index -

Security type Index

Market data

Open 853.81 EUR

High 853.81 EUR

Low 853.81 EUR

Close (prev. day) 848.63 EUR

Trading volume (m) -

Volume (pcs) -

Top 5

Name 	Price	+ - (%) 	Trend 
NAC KAZATO...	45.50	+4.84 	
AIR ASTANA...	8.40	+1.20 	
NOSTRUM OI...	5.02	+0.40 	

Intraday 1W 1M 6m 1Y 3Y

Flop 5

Name 	Price	+ - (%) 	Trend 
HALYK SAVI...	18.26	-0.33 	

Intraday 1W 1M 6m 1Y 3Y

Futures and Options

Related Futures -

Related Options -

5Y



Information about previous performance does not guarantee future performance.

Source: FactSet

Recent research

on market			
Date		Headline	Download
2024/05/24		Week Ahead	
2024/05/22		Credit Markets Weekly	
2024/05/17		Week Ahead	
2024/05/15		Credit Markets Weekly	
2024/05/10		Week Ahead	

Details

2024/05/24 17:53:00

Price

853.81 EUR

Difference



0.61% (5.18)

General attributes

ISIN AT0000A05T21

Symbol -

Country Austria

Security type Index

Instruments in index 4

Market data

Open 853.81 EUR

High 853.81 EUR

Low 853.81 EUR

Close (prev. day) 848.63 EUR

Trading volume (m) -

Volume (pcs) -

Performance and Risk

	6m	1Y	3Y
Perf (%)	+15.37%	+43.40%	+67.22%
Perf (abs.)	+113.72	+258.41	+343.21
Beta	-	-	-
Volatility	21.73	21.44	33.67












Information about previous performance does not guarantee future performance.
Source: FactSet

Price data

Ø price 5 days Ø volume 5 days (pcs.)	862.61 EUR (0)
Ø price 30 days Ø volume 30 days (pcs.)	838.40 EUR (0)
Ø price 100 days Ø volume 100 days (pcs.)	800.82 EUR (0)
Ø price 250 days Ø volume 250 days (pcs.)	720.72 EUR (0)
YTD High date	875.13 EUR (2024/05/20)
YTD Low date	715.19 EUR (2024/01/26)
52 Weeks High date	875.13 EUR (2024/05/20)
52 Weeks Low date	564.39 EUR (2023/06/05)

Composition

Name  ISIN	Price	Diff %  Diff +/-	Performance 	Date Time	Turnover Pc.  Turnover Money 
AIR ASTANA JOINT STOCK CO... US0090632078	8.40	1.20% 0.10		24/05/24 17:35:14	10,242 84,260.69
HALYK SAVINGS BK OF KAZAK... US46627J3023	18.26	-0.33% -0.06		24/05/24 17:35:01	13,780 251,660.22
NAC KAZATOMPROM JSC GDR US63253R2013	45.50	4.84% 2.10		24/05/24 17:35:22	61,616 2,762,410.75
NOSTRUM OIL & GAS PLC GBP... GB00BQVVS097	5.02	0.40% 0.02		24/05/24 17:35:06	1,081 5,344.30