

AUSTRIA KAZAKH TRADED INDEX(EUR)

ISIN: **AT0000A05T21** WKN: -

Overview

2024/05/17 17:53:00	
Price	862.90 EUR
Difference	▲ 3.74% (31.08)
General attributes	
ISIN	AT0000A05T21
Symbol	-
Country	Austria
Instruments in index	4
Type of index	-
Security type	Index
Market data	
Open	862.90 EUR
High	862.90 EUR
Low	862.90 EUR
Close (prev. day)	831.82 EUR
Trading volume (m)	-
Volume (pcs)	-



Information about previous performance does not guarantee future performance.
Source: FactSet

Top 5

Name	Price	+ - (%)	Trend
NOSTRUM OI...	5.75	+10.36	▲
HALYK SAVI...	18.44	+5.37	▲
NAC KAZATO...	45.25	+4.14	▲

Intraday | 1W | 1M | 6m | 1Y | 3Y

Flop 5

Name	Price	+ - (%)	Trend
AIR ASTANA...	8.35	-1.53	▼

Intraday | 1W | 1M | 6m | 1Y | 3Y

Futures and Options

Related Futures	-
Related Options	-

Recent research

on market			
Date		Headline	Download
2024/05/17		Week Ahead	
2024/05/15		Credit Markets Weekly	
2024/05/10		Week Ahead	
2024/05/08		Credit Markets Weekly	
2024/05/03		Week Ahead	

Details

2024/05/17 17:53:00

Price

862.90 EUR

Difference



3.74% (31.08)

General attributes

ISIN AT0000A05T21

Symbol -

Country Austria

Security type Index

Instruments in index 4

Market data

Open 862.90 EUR

High 862.90 EUR

Low 862.90 EUR

Close (prev. day) 831.82 EUR

Trading volume (m) -

Volume (pcs) -

Performance and Risk

	6m	1Y	3Y
Perf (%)	+20.87%	+41.56%	+72.91%
Perf (abs.)	+148.97	+253.32	+363.86
Beta	-	-	-
Volatility	21.51	21.33	33.66












Information about previous performance does not guarantee future performance.

Source: FactSet

Price data

Ø price 5 days Ø volume 5 days (pcs.)	837.14 EUR (0)
Ø price 30 days Ø volume 30 days (pcs.)	832.23 EUR (0)
Ø price 100 days Ø volume 100 days (pcs.)	793.77 EUR (0)
Ø price 250 days Ø volume 250 days (pcs.)	715.63 EUR (0)
YTD High date	869.40 EUR (2024/05/08)
YTD Low date	715.19 EUR (2024/01/26)
52 Weeks High date	869.40 EUR (2024/05/08)
52 Weeks Low date	564.39 EUR (2023/06/05)

Composition

Name  ISIN	Price	Diff %  Diff +/-	Performance 	Date Time	Turnover Pc.  Turnover Money 
AIR ASTANA JOINT STOCK CO... US0090632078	8.35	-1.53% -0.13		24/05/17 17:35:26	3,084 25,751.40
HALYK SAVINGS BK OF KAZAK... US46627J3023	18.44	5.37% 0.94		24/05/17 17:35:21	38,257 687,258.16
NAC KAZATOMPROM JSC GDR US63253R2013	45.25	4.14% 1.80		24/05/17 17:35:03	42,914 1,893,914.90
NOSTRUM OIL & GAS PLC GBP... GB00BQVVS097	5.75	10.36% 0.54		24/05/17 17:35:02	103,201 553,545.20