

AUSTRIA KAZAKH TRADED INDEX(EUR)

ISIN: **AT0000A05T21** WKN: -

Overview

2024/05/03 17:53:00

Price

848.70 EURDifference  -1.33% (-11.43)

General attributes

ISIN	AT0000A05T21
Symbol	-
Country	Austria
Instruments in index	4
Type of index	-
Security type	Index

Market data

Open	848.70 EUR
High	848.70 EUR
Low	848.70 EUR
Close (prev. day)	860.13 EUR
Trading volume (m)	-
Volume (pcs)	-

Top 5

Name	Price	+ - (%)	Trend
NOSTRUM OI...	5.76	+1.41	

Intraday 1W 1M 6m 1Y 3Y

Flop 5

Name	Price	+ - (%)	Trend
NAC KAZATO...	40.35	-1.71	
HALYK SAVI...	18.56	-0.85	
AIR ASTANA...	8.75	-0.68	

Intraday 1W 1M 6m 1Y 3Y

Futures and Options

Related Futures	-
Related Options	-

5Y



Information about previous performance does not guarantee future performance.

Source: FactSet

Recent research

on market

Date	Headline	Download
2024/05/03	 Week Ahead	
2024/05/03	 Kommunalkredit Austria AG	
2024/05/02	 FX markets reflect uncertain interest rate outlook	
2024/04/30	 Credit Markets Weekly	
2024/04/30	 AT: Economy recovers, inflation eases	

Details

2024/05/03 17:53:00

Price

848.70 EURDifference  -1.33% (-11.43)

General attributes

ISIN AT0000A05T21

Symbol -

Country Austria

Security type Index

Instruments in index 4

Market data

Open 848.70 EUR

High 848.70 EUR

Low 848.70 EUR

Close (prev. day) 860.13 EUR

Trading volume (m) -

Volume (pcs) -

Performance and Risk

	6m	1Y	3Y
Perf (%)	+22.45%	+46.26%	+57.79%
Perf (abs.)	+155.59	+268.44	+310.83
Beta	-	-	-
Volatility	19.44	20.29	33.75








Information about previous performance does not guarantee future performance.

Source: FactSet

Price data

Ø price 5 days Ø volume 5 days (pcs.)	844.09 EUR (0)
Ø price 30 days Ø volume 30 days (pcs.)	828.17 EUR (0)
Ø price 100 days Ø volume 100 days (pcs.)	780.84 EUR (0)
Ø price 250 days Ø volume 250 days (pcs.)	706.29 EUR (0)
YTD High date	860.13 EUR (2024/05/02)
YTD Low date	715.19 EUR (2024/01/26)
52 Weeks High date	860.13 EUR (2024/05/02)
52 Weeks Low date	564.39 EUR (2023/06/05)

Composition

Name  ISIN	Price	Diff %  Diff +/-	Performance 	Date Time	Turnover Pc.  Turnover Money 
AIR ASTANA JOINT STOCK CO... US0090632078	8.75	-0.68% -0.06		24/05/03 17:35:27	17,224 151,587.52
HALYK SAVINGS BK OF KAZAK... US46627J3023	18.56	-0.85% -0.16		24/05/03 17:35:17	159,937 2,996,397.07
NAC KAZATOMPROM JSC GDR US63253R2013	40.35	-1.71% -0.70		24/05/03 17:35:17	24,810 1,010,517.40
NOSTRUM OIL & GAS PLC GBP... GB00BQVVS097	0.051	-20.31% -0.01		24/05/06 09:13:35	- -