

AUSTRIA KAZAKH TRADED INDEX(EUR)

ISIN: **AT0000A05T21** WKN: -

Overview

2024/05/02 17:53:00

Price

860.13 EURDifference  1.95% (16.47)

General attributes

ISIN AT0000A05T21

Symbol -

Country Austria

Instruments in index 4

Type of index -

Security type Index

Market data

Open 854.45 EUR

High 860.13 EUR

Low 860.13 EUR

Close (prev. day) 843.66 EUR

Trading volume (m) -

Volume (pcs) -

Top 5

Name 	Price	+ - (%) 	Trend 
NOSTRUM OI...	5.72	+0.70	
HALYK SAVI...	18.78	+0.32	

Intraday 1W 1M 6m 1Y 3Y

Flop 5

Name 	Price	+ - (%) 	Trend 
NAC KAZATO...	40.95	-0.24	

Intraday 1W 1M 6m 1Y 3Y

Futures and Options

Related Futures -

Related Options -

5Y



Information about previous performance does not guarantee future performance.

Source: FactSet

Recent research

on market

Date	Headline	Download 
2024/05/03	 Kommunalkredit Austria AG	
2024/05/02	 FX markets reflect uncertain interest rate outlook	
2024/04/30	 Credit Markets Weekly	
2024/04/30	 AT: Economy recovers, inflation eases	
2024/04/29	 HYPO NOE	

Details

2024/05/02 17:53:00

Price

860.13 EURDifference  1.95% (16.47)

General attributes

ISIN AT0000A05T21

Symbol -

Country Austria

Security type Index

Instruments in index 4

Market data

Open 854.45 EUR

High 860.13 EUR

Low 860.13 EUR

Close (prev. day) 843.66 EUR

Trading volume (m) -

Volume (pcs) -

Performance and Risk

	6m	1Y	3Y
Perf (%)	+21.22%	+47.53%	+59.91%
Perf (abs.)	+150.58	+277.09	+322.26
Beta	-	-	-
Volatility	19.33	20.35	33.76











Information about previous performance does not guarantee future performance.
Source: FactSet

Price data

Ø price 5 days Ø volume 5 days (pcs.)	837.88 EUR (0)
Ø price 30 days Ø volume 30 days (pcs.)	827.33 EUR (0)
Ø price 100 days Ø volume 100 days (pcs.)	779.51 EUR (0)
Ø price 250 days Ø volume 250 days (pcs.)	705.30 EUR (0)
YTD High date	860.13 EUR (2024/05/02)
YTD Low date	715.19 EUR (2024/01/26)
52 Weeks High date	860.13 EUR (2024/05/02)
52 Weeks Low date	564.39 EUR (2023/06/05)

Composition

Name  ISIN	Price	Diff %  Diff +/-	Performance 	Date Time	Turnover Pc.  Turnover Money 
AIR ASTANA JOINT STOCK CO... US0090632078	8.81	0.00% 0.00		24/05/03 12:40:21	6,292 55,432.52
HALYK SAVINGS BK OF KAZAK... US46627J3023	18.78	0.32% 0.06		24/05/03 13:15:28	73,504 1,385,555.28
NAC KAZATOMPROM JSC GDR US63253R2013	40.95	-0.24% -0.10		24/05/03 12:34:31	4,695 193,660.35
NOSTRUM OIL & GAS PLC GBP... GB00BQVVS097	5.72	0.70% 0.04		24/05/03 10:30:07	8,570 48,377.20