

AUSTRIA KAZAKH TRADED INDEX(EUR)

ISIN: **AT0000A05T21** WKN: -

Overview

2024/05/01 17:53:00

Price

854.45 EURDifference  1.28% (10.79)

General attributes

ISIN AT0000A05T21

Symbol -

Country Austria

Instruments in index 4

Type of index -

Security type Index

Market data

Open 854.45 EUR

High 854.45 EUR

Low 854.45 EUR

Close (prev. day) 843.66 EUR

Trading volume (m) -

Volume (pcs) -

Top 5

Name 	Price	+ - (%) 	Trend 
AIR ASTANA...	8.81	+1.85 	
NAC KAZATO...	41.25	+0.61 	
NOSTRUM OI...	5.62	+0.18 	

Intraday 1W 1M 6m 1Y 3Y

Flop 5

Name 	Price	+ - (%) 	Trend 
HALYK SAVI...	18.70	-1.48 	

Intraday 1W 1M 6m 1Y 3Y

Futures and Options

Related Futures -

Related Options -

5Y



Information about previous performance does not guarantee future performance.

Source: FactSet

Recent research

on market

Date	Headline	Download 
2024/05/02	 FX markets reflect uncertain interest rate outlook	
2024/04/30	 Credit Markets Weekly	
2024/04/30	 AT: Economy recovers, inflation eases	
2024/04/29	 HYPO NOE	
2024/04/26	 Week Ahead	

Details

2024/05/01 17:53:00

Price

854.45 EURDifference  1.28% (10.79)

General attributes

ISIN AT0000A05T21

Symbol -

Country Austria

Security type Index

Instruments in index 4

Market data

Open 854.45 EUR

High 854.45 EUR

Low 854.45 EUR

Close (prev. day) 843.66 EUR

Trading volume (m) -

Volume (pcs) -

Performance and Risk

	6m	1Y	3Y
Perf (%)	+20.45%	+43.44%	+56.85%
Perf (abs.)	+143.22	+255.51	+305.79
Beta	-	-	-
Volatility	19.66	20.28	33.77












Information about previous performance does not guarantee future performance.
Source: FactSet

Price data

Ø price 5 days Ø volume 5 days (pcs.)	830.42 EUR (0)
Ø price 30 days Ø volume 30 days (pcs.)	825.99 EUR (0)
Ø price 100 days Ø volume 100 days (pcs.)	778.08 EUR (0)
Ø price 250 days Ø volume 250 days (pcs.)	704.25 EUR (0)
YTD High date	848.15 EUR (2024/03/21)
YTD Low date	715.19 EUR (2024/01/26)
52 Weeks High date	848.15 EUR (2024/03/21)
52 Weeks Low date	564.39 EUR (2023/06/05)

Composition

Name  ISIN	Price	Diff %  Diff +/-	Performance 	Date Time	Turnover Pc.  Turnover Money 
AIR ASTANA JOINT STOCK CO... US0090632078	8.81	1.85% 0.16		24/05/02 17:01:14	22,285 195,281.71
HALYK SAVINGS BK OF KAZAK... US46627J3023	18.70	-1.48% -0.28		24/05/02 17:14:54	25,663 482,491.74
NAC KAZATOMPROM JSC GDR US63253R2013	41.25	0.61% 0.25		24/05/02 17:16:02	37,046 1,527,887.20
NOSTRUM OIL & GAS PLC GBP... GB00BQVVS097	5.62	0.18% 0.01		24/05/02 12:17:50	343,563 1,912,987.10